


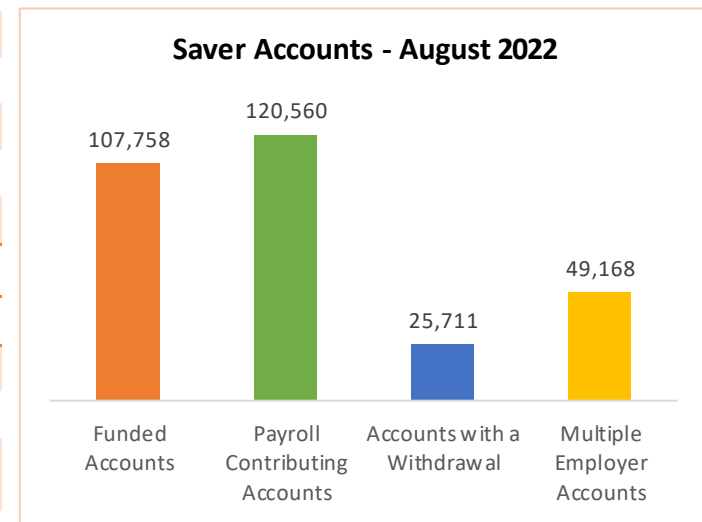
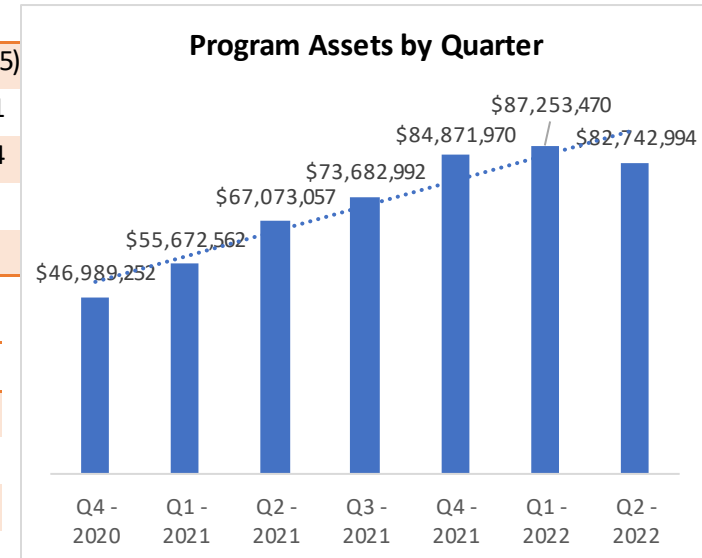


Monthly Dashboard* – August 2022

 Program	Current	July 2022	Change
• Total Assets	\$89,224,084.90	\$90,449,205.25	(\$1,225,120.35)
• Total Contributions	\$113,789,112.94	\$110,187,047.83	\$3,602,065.11
• Total Withdrawals	(\$24,735,335.43)	(\$23,647,870.29)	\$1,087,465.14
• Monthly Contributions Amount (Past 30 Days)	\$3,451,224.28	\$3,667,663.45	(\$216,439.17)
• Monthly Withdrawals Amount (Past 30 Days)	(\$1,003,700.36)	(\$1,321,589.29)	(\$317,888.93)

 Saver	Current	July 2022	Change
• Total Funded Accounts	107,758	106,394	1,364
• Total Payroll Contributing Accounts	120,560	119,170	1,390
• Accounts with a Withdrawal	25,711	25,216	495
• Multiple Employer Accounts	49,168	47,571	1,597
• Max Contribution Accounts	82	58	24
• Average Monthly Contribution Amount	\$134.37	\$139.34	(\$4.97)
• Average Deferral Rate (Funded Accounts)	5.55%	5.56%	(0.01%)
• Average Funded Account Balance	\$828.00	\$850.13	(\$22.13)
• Effective Opt-Out Rate	32.58%	32.75%	(0.17%)

 Employer	Current	July 2022	Change
• Total Registered	7,046	6,624	422
• Total Added Employee Data	4,793	4,500	293
• Total Submitting Payroll Deductions (Since Inception)	3,162	3,138	24
• Total Submitting Payroll Deductions (Last 90 Days)	2,329	2,334	(5)
• Total Exempted Employers	18,301	13,342	4,959



*Data as of August 31st, 2022