




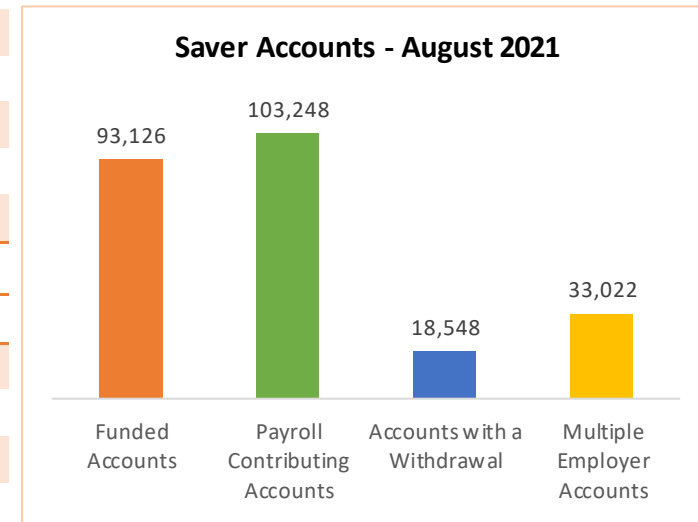
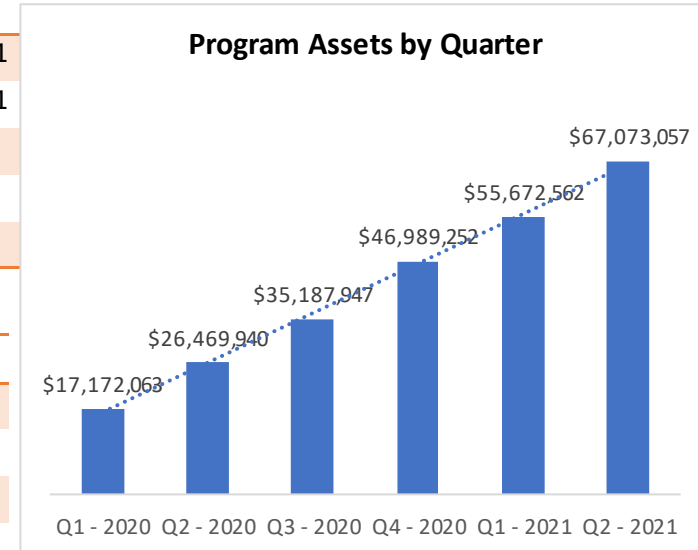
Monthly Dashboard* – August 2021



 Program	Current	July 2021	Change
• Total Assets	\$74,013,206.38	\$70,196,355.77	\$3,816,850.61
• Total Contributions	\$71,299,794.98	\$67,967,286.97	\$3,332,508.01
• Total Withdrawals	(\$11,914,375.58)	(\$11,105,448.80)	\$808,926.78
• Monthly Contributions Amount (Past 30 Days)	\$3,332,508.01	\$3,220,852.26	\$111,655.75
• Monthly Withdrawals Amount (Past 30 Days)	(\$808,926.78)	(\$730,118.55)	\$78,808.23

 Saver	Current	July 2021	Change
• Total Funded Accounts	93,126	91,655	1,471
• Total Payroll Contributing Accounts	103,248	101,496	1,752
• Accounts with a Withdrawal	18,548	18,057	491
• Multiple Employer Accounts	33,022	31,811	1,211
• Max Contribution Accounts	56	39	17
• Average Monthly Contribution Amount	\$114.24	\$108.75	\$5.49
• Average Deferral Rate (Funded Accounts)	5.05%	5.04%	0.01%
• Average Funded Account Balance	\$794.76	\$765.88	\$28.88
• Effective Opt-Out Rate	33.67%	33.80%	(0.13%)

 Employer	Current	July 2021	Change
• Total Registered	6,146	6,062	84
• Total Added Employee Data	4,067	4,041	26
• Total Submitting Payroll Deductions	2,856	2,846	10
• Total Exempted Employers	11,678	11,165	513



*Data as of August 31st, 2021