




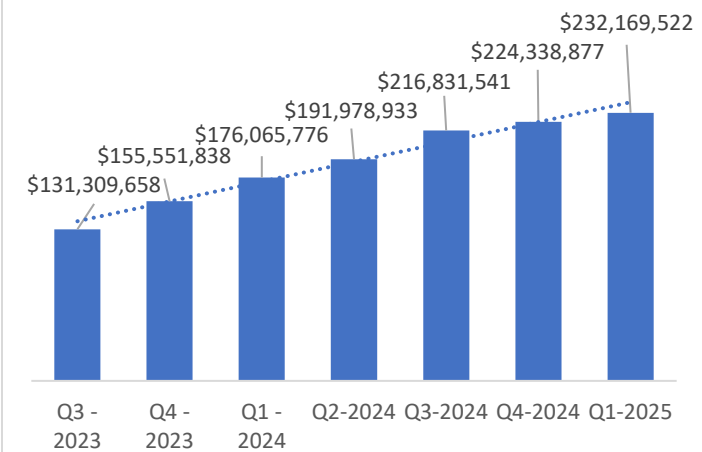
Monthly Dashboard – April 2025*

 Program	Current	March 2025	Change
• Total Assets	\$236,463,449.60	\$232,169,522.45	\$4,293,927.15
• Total Contributions	\$285,075,296.47	\$278,301,600.60	\$6,773,695.87
• Total Withdrawals	(\$86,430,470.39)	(\$83,678,677.11)	\$2,751,793.28
• Total Monthly Contributions	\$6,773,695.87	\$6,408,959.87	\$364,736.00
• Total Monthly Withdrawals	(\$2,751,793.28)	(\$2,678,533.49)	\$73,259.79

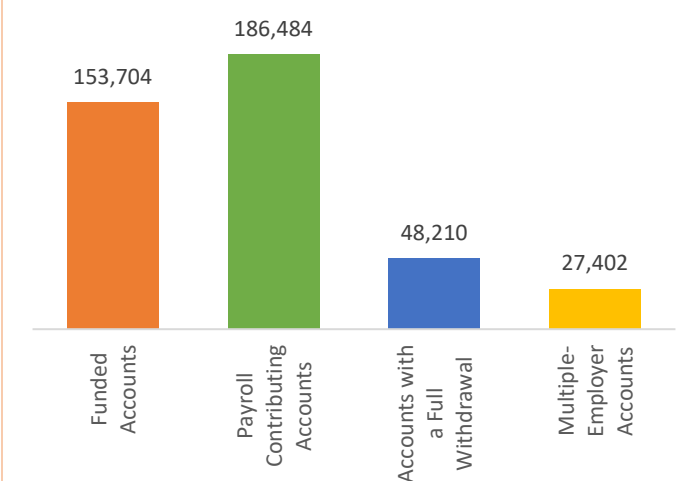
 Saver	Current	March 2025	Change
• Total Funded Accounts	153,704	157,015	(3,311)
• Payroll Contributing Accounts	186,484	184,832	1,652
• Multiple-Employer Accounts	27,402	27,941	(539)
• Self-Enrolled Funded Accounts	251	256	(5)
• Accounts with a Full Withdrawal	45,287	44,486	801
• Accounts with a Partial Withdrawal	7,169	7,019	150
• Full Withdrawal Rate	24.28%	24.07%	0.21%
• Average Monthly Contribution Amount	\$171.72	\$164.76	\$6.96
• Average Contribution Rate	6.36%	6.38%	(0.02%)
• Average Funded Account Balance	\$1,538.43	\$1,478.65	\$59.78
• Effective Opt-Out Rate	37.99%	38.10%	(0.11%)

 Employer	Current	March 2025	Change
• Total Registered	27,481	27,497	(16)
• Total Added Employee Data	26,131	26,014	117
• Total Submitting Payroll Deductions (Since Inception)	10,968	10,884	84
• Total Submitting Payroll Deductions (Last 90 Days)	7,643	7,653	(10)
• Total Exempted	59,521	59,391	130

Program Assets by Quarter



Saver Accounts - April 2025



*Data as of April 30, 2025