


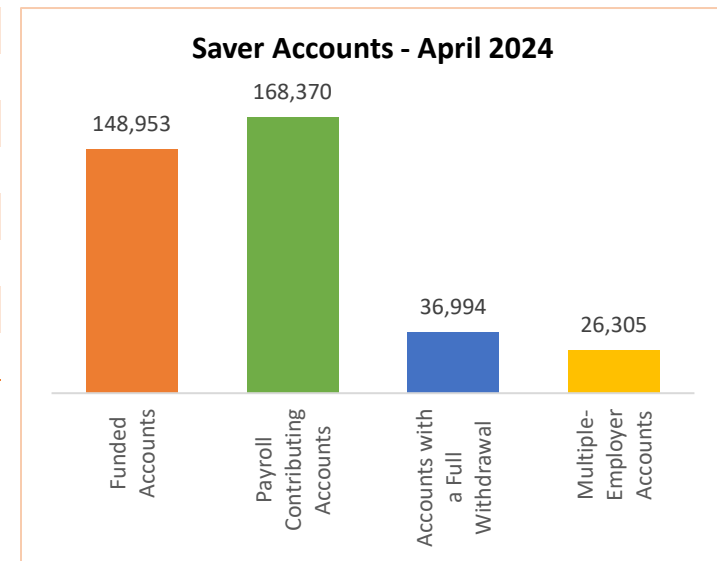
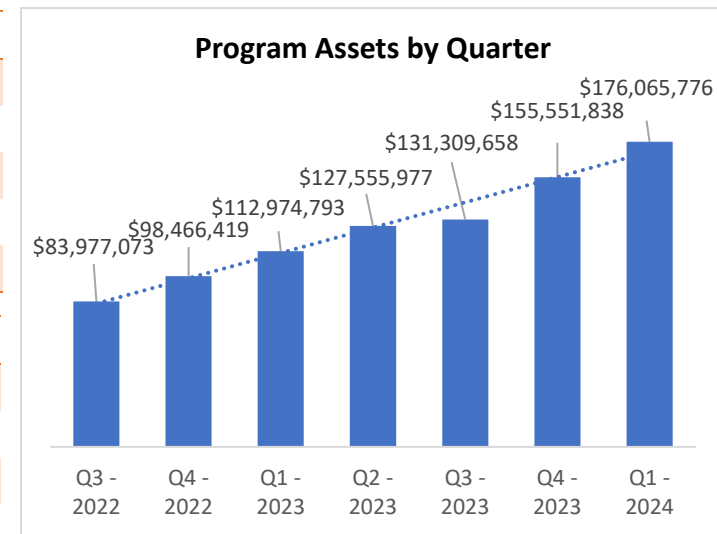


Monthly Dashboard – April 2024*

 Program	Current	March 2024	Change
• Total Assets	\$173,622,325.28	\$176,065,776.38	(\$2,443,451.10)
• Total Contributions	\$208,304,904.71	\$201,365,209.61	\$6,939,695.10
• Total Withdrawals	(\$56,046,015.19)	(\$53,753,764.83)	\$2,292,250.36
• Total Monthly Contributions	\$6,939,695.10	\$5,784,723.83	\$1,154,971.27
• Total Monthly Withdrawals	(\$2,292,250.36)	(\$1,951,991.25)	\$340,259.11

 Saver	Current	March 2024	Change
• Total Funded Accounts	148,953	147,452	1,501
• Payroll Contributing Accounts	168,370	165,960	2,410
• Multiple-Employer Accounts	26,305	25,876	429
• Self-Enrolled Funded Accounts	203	193	10
• Max Contribution Accounts	41	23	18
• Accounts with a Full Withdrawal	36,994	36,203	791
• Accounts with a Partial Withdrawal	5,248	5,074	174
• Full Withdrawal Rate	21.97%	21.81%	0.16%
• Average Monthly Contribution Amount	\$170.55	\$137.86	\$32.69
• Average Contribution Rate	6.11%	6.13%	(0.02%)
• Average Funded Account Balance	\$1,165.62	\$1,194.05	(\$28.43)
• Effective Opt-Out Rate	38.95%	39.07%	(0.12%)

 Employer	Current	March 2024	Change
• Total Registered	25,446	25,408	38
• Total Added Employee Data	23,347	23,200	147
• Total Submitting Payroll Deductions (Since Inception)	9,554	9,350	204
• Total Submitting Payroll Deductions (Last 90 Days)	7,627	7,594	33
• Total Exempted	52,054	51,768	286



*Data as of April 30, 2024