
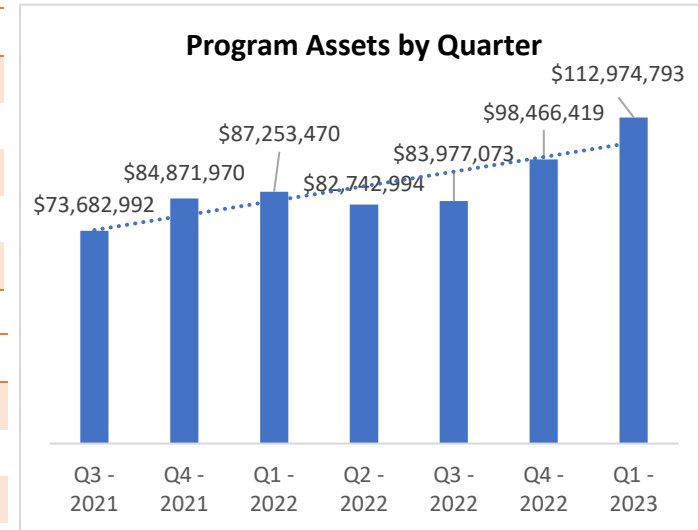

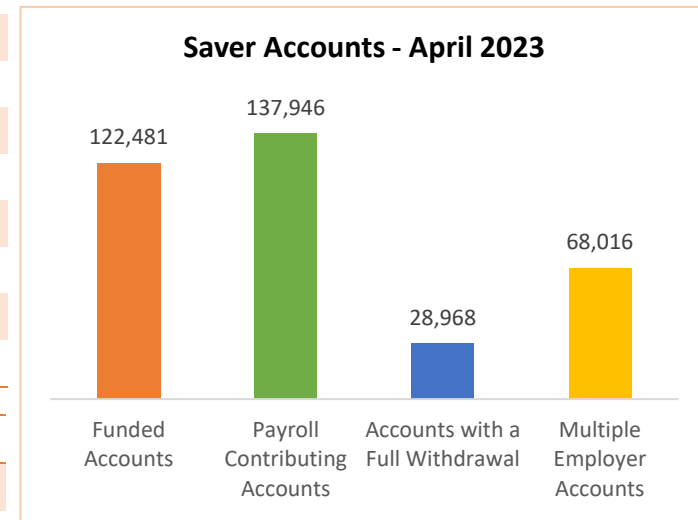



# Monthly Dashboard – April 2023\*

 Program	Current	March 2023	Change
• Total Assets	\$116,978,692.17	\$112,974,793.41	\$4,003,898.76
• Total Contributions	\$145,584,441.10	\$141,507,215.75	\$4,077,225.35
• Total Withdrawals	(\$34,665,440.10)	(\$33,228,159.05)	\$1,437,281.05
• Total Monthly Contributions	\$4,077,225.35	\$4,374,853.78	(\$297,628.43)
• Total Monthly Withdrawals	(\$1,437,281.05)	(\$1,167,611.56)	\$269,669.49



 Saver	Current	March 2023	Change
• Total Funded Accounts	122,481	121,298	1,183
• Payroll Contributing Accounts	137,946	136,297	1,649
• Multiple-Employer Accounts	68,016	66,573	1,443
• Self-Enrolled Funded Accounts	140	139	1
• Max Contribution Accounts	21	15	6
• Accounts with a Full Withdrawal	28,968	28,389	579
• Accounts with a Partial Withdrawal	3,709	3,600	109
• Withdrawal Rate	21.00%	20.83%	0.17%
• Average Monthly Contribution Amount	\$135.22	\$143.72	(\$8.50)
• Average Contribution Rate	5.90%	5.91%	-0.01%
• Average Funded Account Balance	\$955.08	\$931.38	\$23.70
• Effective Opt-Out Rate	33.98%	33.88%	0.10%



 Employer	Current	March 2023	Change
• Total Registered	9,610	9,551	59
• Total Added Employee Data	7,931	7,809	122
• Total Submitting Payroll Deductions (Since Inception)	4,703	4,620	83
• Total Submitting Payroll Deductions (Last 90 Days)	3,634	3,622	12
• Total Exempted	24,243	24,146	97

\*Data as of April 30, 2023