


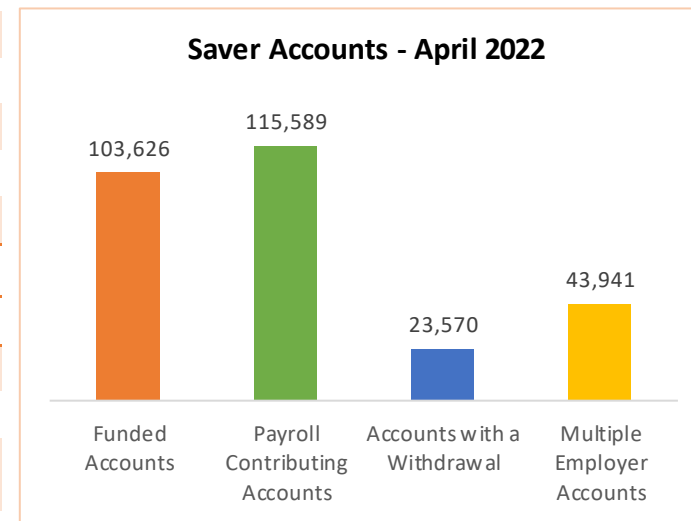
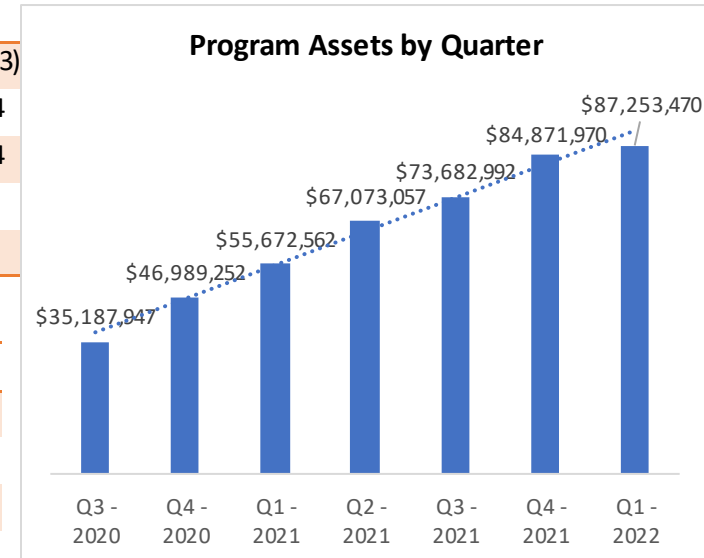


# Monthly Dashboard\* – April 2022

 Program	Current	March 2022	Change
• Total Assets	\$83,579,968.92	\$87,253,470.25	(\$3,673,501.33)
• Total Contributions	\$99,233,584.50	\$95,488,045.16	\$3,745,539.34
• Total Withdrawals	(\$20,196,059.27)	(\$19,105,041.83)	\$1,091,017.44
• Monthly Contributions Amount (Past 30 Days)	\$3,745,539.34	\$3,717,499.67	\$28,039.67
• Monthly Withdrawals Amount (Past 30 Days)	(\$1,091,017.44)	(\$1,065,213.34)	\$25,804.10

 Saver	Current	March 2022	Change
• Total Funded Accounts	103,626	102,664	962
• Total Payroll Contributing Accounts	115,589	114,927	662
• Accounts with a Withdrawal	23,570	22,995	575
• Multiple Employer Accounts	43,941	42,693	1,248
• Max Contribution Accounts	20	12	8
• Average Monthly Contribution Amount	\$131.39	\$129.72	\$1.67
• Average Deferral Rate (Funded Accounts)	5.58%	5.58%	0
• Average Funded Account Balance	\$806.55	\$849.89	(\$43.34)
• Effective Opt-Out Rate	32.93%	32.97%	(0.04%)

 Employer	Current	March 2022	Change
• Total Registered	6,429	6,414	15
• Total Added Employee Data	4,364	4,349	15
• Total Submitting Payroll Deductions (Since Inception)	3,088	3,077	11
• Total Submitting Payroll Deductions (Last 90 Days)	2,359	2,371	(12)
• Total Exempted Employers	12,839	12,824	15



\*Data as of April 30<sup>th</sup>, 2022