


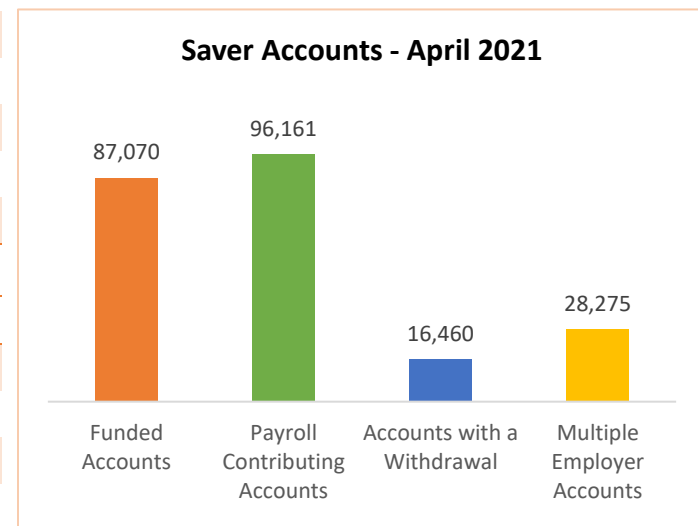
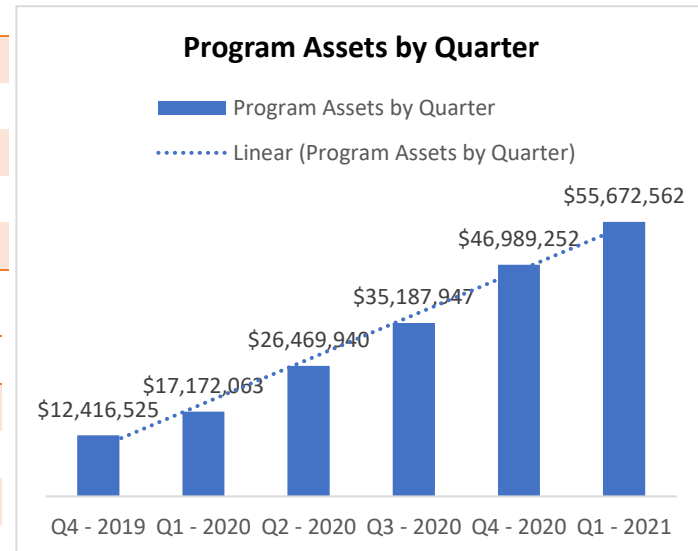


Monthly Dashboard* – April 2021

 Program	Current	March 2021	Change
• Total Assets	\$60,475,467.35	\$55,672,562.00	\$4,802,905.35
• Total Contributions	\$58,067,846.05	\$54,758,807.82	\$3,309,038.23
• Total Withdrawals	(\$8,851,454.27)	(\$8,267,114.54)	\$584,339.73
• Monthly Contributions Amount (Past 30 Days)	\$3,309,038.23	\$3,230,872.14	\$78,166.09
• Monthly Withdrawals Amount (Past 30 Days)	(\$584,339.73)	(\$635,495.86)	(\$51,156.13)

 Saver	Current	March 2021	Change
• Total Funded Accounts	87,070	85,355	1,715
• Total Payroll Contributing Accounts	96,161	94,847	1,314
• Accounts with a Withdrawal	16,460	15,953	507
• Multiple Employer Accounts	28,275	27,100	1,175
• Max Contribution Accounts	12	5	7
• Average Monthly Contribution Amount	\$106.23	\$103.11	\$3.12
• Average Deferral Rate (Funded Accounts)	5.04%	5.03%	0.01%
• Average Funded Account Balance	\$694.56	\$652.25	\$42.31
• Effective Opt-Out Rate	34.55%	35.08%	(0.53%)

 Employer	Current	March 2021	Change
• Total Registered	6,056	6,100	(44)
• Total Added Employee Data	4,021	4,017	4
• Total Submitting Payroll Deductions	2,824	2,806	18
• Total Exempted Employers	11,109	11,067	42



*Data as of April 30, 2021