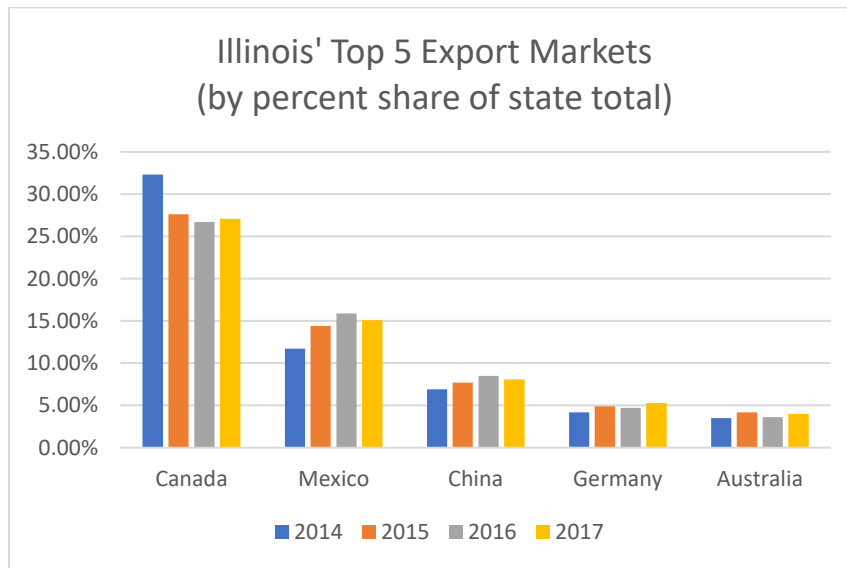


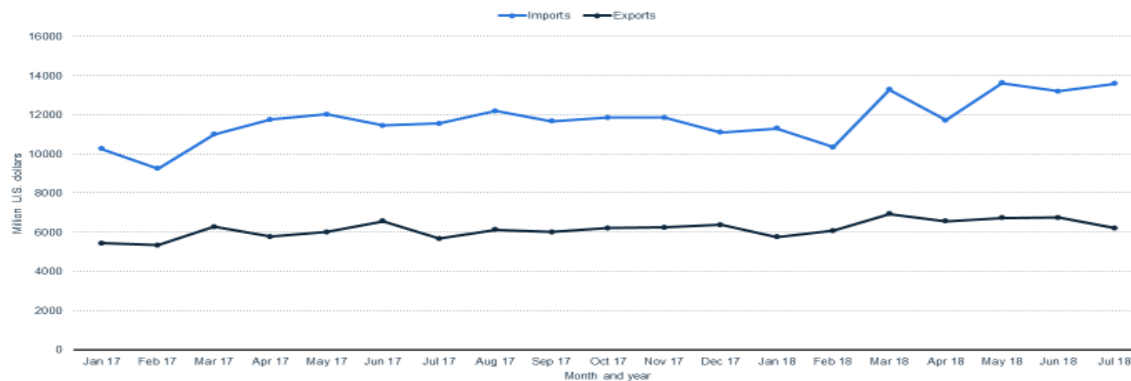
Illinois Exports and Jobs

Exports are important to Illinois and there has been a steady increase in the number of exports since 2009. Specifically, in 2016, exports shipped to countries throughout the world were valued at just under \$60 billion. Roughly 54% of all exports are shipped to countries the United States has Free Trade Agreements (FTAs). The chart below shows Illinois' top export markets:



But Illinois imports more than it exports as is indicated in the chart below:

Illinois' imports and exports of goods from January 2017 to July 2018 (in million U.S. dollars)
 Illinois' imports and exports of goods 2017-2018



Note: United States; January 2017 to July 2018
 Further information regarding this statistic can be found on [page 20](#)
 Source(s): U.S. Census Bureau; [Q1_2018](#)

[U.S. Goods Trade by Selected State](#)

"Illinois: Trade Statistics." >> *GlobalEDGE: Your Source for Global Business Knowledge*,
globaledge.msu.edu/states/illinois/tradestats/.

Illinois Department of Commerce, <https://exports.illinois.gov>

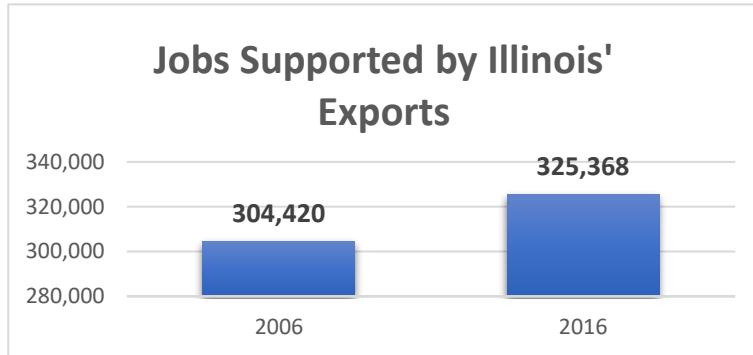
Metropolitan Exports to Select World Regions,

tse.export.gov/metro/MetroChartDisplay.aspx?ReportID=10&Referrer=SelectReports.aspx&DataSource=Metro&ReportOption=Chart.

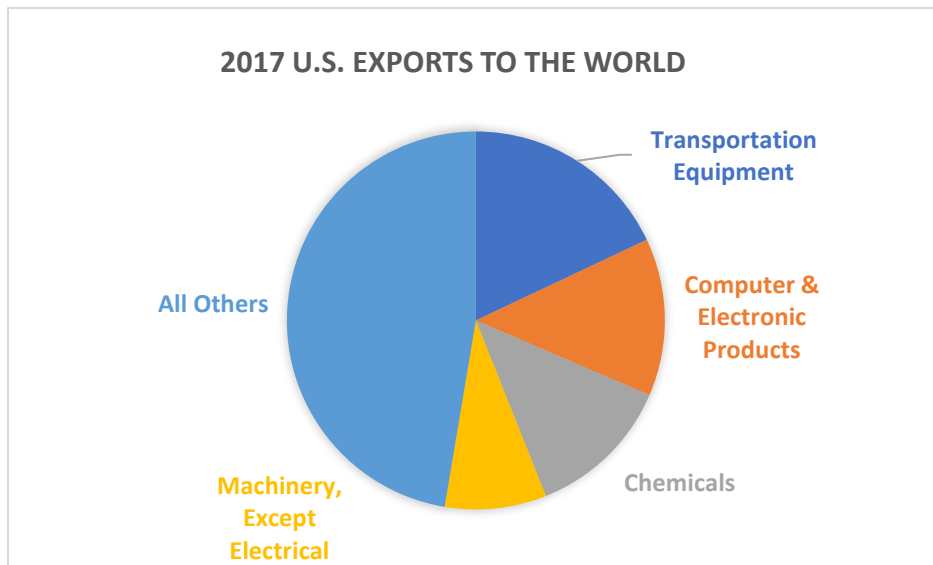
U.S. Census

U.S. Department of Commerce

Nationally, U.S. jobs supported by exports reached an estimated 10.7 million in 2016, up 1.2 million from 2006. In Illinois, there has been an increase in 21,000 job over the past decade which are supported by exports. Specifically, 82% of these jobs were in the manufacturing industry.



Below are two charts. One shows United States' top export categories. The second one shows Illinois' top categories.



"Illinois: Trade Statistics." >> *GlobalEDGE: Your Source for Global Business Knowledge*,
 globaledge.msu.edu/states/illinois/tradestats/.


Illinois Department of Commerce, <https://exports.illinois.gov>

Metropolitan Exports to Select World Regions,

tse.export.gov/metro/MetroChartDisplay.aspx?ReportID=10&Referrer=SelectReports.aspx&DataSource=Metro&ReportOption=Chart.

U.S. Census

U.S. Department of Commerce



Analyze and compare U.S. exports to Illinois' exports. Identify at least two similarities and/or differences between the two pie charts.

- 1.

- 2.

Below are metropolitan areas throughout the state which actively export products or services to international markets. Pick an area closest to your school and investigate the types of products being exported from that metropolitan area.

Illinois' Top Metropolitan Areas for Exports		
Metropolitan Area	2016 Goods Export Value	Share of State Exports
Chicago-Naperville-Elgin	\$43.9 billion	*
St. Louis	\$8.3 billion	*
Peoria	\$7.3 billion	11.0%
Davenport-Moline-Rock Island	\$4.5 billion	*
Rockford	\$2.2 billion	3.4%
Decatur	\$1.8 billion	2.8%
Kankakee	\$1.0 billion	1.6%
Champaign-Urbana	\$899 million	1.4%
Danville	\$265 million	0.4%

**Share of state exports unavailable for metropolitan areas that cross state lines*

"Illinois: Trade Statistics." >> *GlobalEDGE: Your Source for Global Business Knowledge*,
 globaledge.msu.edu/states/illinois/tradestats/.

Illinois Department of Commerce, <https://exports.illinois.gov>

Metropolitan Exports to Select World Regions,

tse.export.gov/metro/MetroChartDisplay.aspx?ReportID=10&Referrer=SelectReports.aspx&DataSource=Metro&ReportOption=Chart.

U.S. Census

U.S. Department of Commerce

1. What metropolitan area is closest to your school?
2. What types of products and/or services are being exported from the metropolitan area you selected?
3. Is it a single company exporting that product or service or is there a local area of specialization?
4. Are there any programs at the state or local level that help support the export of the identified products?

"Illinois: Trade Statistics." >> *GlobalEDGE: Your Source for Global Business Knowledge*,

globoledge.msu.edu/states/illinois/tradestats/.

Illinois Department of Commerce, <https://exports.illinois.gov>

Metropolitan Exports to Select World Regions,

tse.export.gov/metro/MetroChartDisplay.aspx?ReportID=10&Referrer=SelectReports.aspx&DataSource=Metro&ReportOption=Chart.

U.S. Census

U.S. Department of Commerce