




Michael W. Frerichs
ILLINOIS STATE TREASURER

ANNUAL REPORT

2024



LETTER FROM THE ILLINOIS STATE TREASURER

Dear Illinoisans,

The Office of the Illinois State Treasurer supports residents through each phase of their lives. When a baby is born in Illinois, our First Steps program helps families establish college savings accounts with \$50 in seed money. Our IL ABLE, Bright Start and Bright Directions savings programs are additional tools that can support individuals and families, and the Illinois Secure Choice retirement program for their final stages.

As the state's Chief Investment Officer, my team and I invest money on behalf of taxpayers, college and retirement savers, and units of local government. Our investment approach is cautious to preserve principal.

The state treasury invests in people. We provide tools so Illinoisans can invest in themselves and support their long-term financial goals and security. We offer savings plans for college and trade school. We've removed barriers to secure retirement for employees, and we've helped people with disabilities save for their futures. We protect residents from predatory companies and diligently worked to reunite residents with more than \$2 billion in unclaimed property. We invest in our state's infrastructure, as well as emerging technologies that helps retain our educated work force and grow jobs right here in Illinois.

In Illinois, Fiscal Year 2024 was from July 1, 2023, to June 30, 2024. In FY24, our office continued to innovate and grow programs that benefit taxpayers and residents. Some of these innovations and accomplishments include:

FIGHTING FOR FAMILIES: Our unclaimed property unit safeguards more than \$5 billion in cash and valuables. Examples include bank safe deposit box contents, an undelivered paycheck, or utility refund. Life insurance policies also are included. A record-shattering \$2.1 billion has been returned since 2015, including \$301 million in FY 2024. A Lake County widower who was the recipient of more than \$500,000 in life insurance policies helped us eclipse \$2 billion.

HONORING OUR VETERANS: Their medals may be left behind,

but their heroic efforts are not forgotten. Our Unclaimed Property Division receives military medals that are returned as contents in a safe deposit box. Returning these medals is one of the most rewarding parts of my job. Dedicating part of our website to Operation Purple Heart this spring helped us return additional medals this year. Since taking office, we have returned 12 Purple Hearts.

COLLEGE SAVINGS: In 2024, the Bright Start college savings program was rated as one of the best 529 plans in the country by Morningstar, Forbes, Business Insider, and Time magazine. An advisor-sold plan, Bright Directions, also is available. At the end of FY24, across 896,134 accounts, approximately \$20 billion was saved to pay for eligible expenses at a community college, university, qualifying trade school, or apprenticeship.

Additionally, First Steps made 10,000 one-time \$50 seed deposits to help jumpstart the 529 college savings accounts for children born to or adopted by Illinois residents.

SAVING FOR RETIREMENT: Knowing that we are facing a retirement savings crisis in the United States, Illinois was one of the first states to launch its Secure Choice retirement program. Intended for small businesses and their employees, this portable retirement savings vehicle belongs to and travels with the worker. Enrollment continued to grow in FY24, with more than 150,000 workers saving their own money for retirement. Assets under management totaled approximately \$190 million.

PEOPLE WITH A DISABILITY: The Achieving a Better Life Experience (ABLE) investment accounts allow eligible individuals with a disability to save their own money for their own care without jeopardizing federal benefits. The Illinois Treasury leads a multi-state alliance in this effort. There are more than 6,500 ABLE accounts in Illinois worth an estimated \$73.7 million.

INVESTING FOR STATE AND LOCAL GOVERNMENTS: Every dollar we make through smart, cautious investing is a dollar that doesn't need to be raised in taxes. During FY 2024, we made \$1.49 billion in investment earnings from the State Investment Portfolio.



Additionally, we earned more than \$1.06 billion in investment earnings for the Illinois Funds during FY24. The Illinois Funds is a Local Government Investment Pool operated by the Treasurer's Office. At the end of FY2024, there were approximately 1,500 investment participants.

SUSTAINABLE INVESTING: It is widely recognized that sustainability factors, such as the way a company treats its workers or how a company handles risk associated with climate change, can and often do have a material impact on investment performance. That is why sustainable investing is not a niche pursuit. It's widely embraced because it's good for business.

Our investment on behalf of the state, college and retirement savers, and units of local government ensures Illinoisans have bright financial futures.

Next year marks a decade since I took office. I am humbled to continue to serve the people of Illinois. Every dollar that we earn through our investments is a dollar that can be reinvested into our roads, bridges, schools, and parks. I remain committed to keeping our state portfolio safe and sound, while serving Illinoisans through programs that support their financial security and grow our state, regional, and local economies.

Sincerely,

Michael W. Frerichs
Illinois State Treasurer



This annual report is intended to fulfill the requirements of Section 15 of the State Treasurer Act, Section 3(a) of the State Finance Act, and Article V, Section 19 of the Illinois Constitution.



VISION FOR ILLINOIS

The Illinois State Treasurer's Office is dedicated to protecting the state's investment portfolio, ensuring the liquidity of all investments, and consistently producing earnings at or above industry standards.

Our investment decisions will promote education, access, and opportunity for individuals and governmental bodies across our state to give families the tools to achieve the American Dream.

The Treasurer's Office is committed to fulfilling this mission in a highly professional and ethical manner, while striving for transparency, efficiency, and preservation of public trust.

TABLE OF CONTENTS

- 6** Investments, Banking, and Finance
- 8** Invest in Illinois
- 10** Investing in the Illinois Economy: Illinois is the Midwest Technology Hub
- 12** Investing in Illinois Infrastructure and Real Estate
- 13** Investing in Illinois Talent Development
- 14** Leveling the Playing Field
- 19** Growing Illinois Businesses and the State's Economy
- 20** Making Money for the People of Illinois
- 21** ePay: More Options and Services
- 22** Unclaimed Property
- 23** College Savings Programs
- 24** Illinois ABLE: Achieving a Better Life Experience
- 25** Illinois Secure Choice: A Path to Retiring with Dignity
- 26** Charitable Trust Stabilization Grants
- 27** Money Minded Illinois: Financial Literacy and Education
- 28** Illinois Financial Wellness Hub
- 29** Investment Policies
- 30** Financials
- 48** Contact Us





Investments, Banking, and Finance

State Investments & Banking

The General Assembly passes an annual budget that directs how public money is collected and expended. That money is not immediately spent. The Treasurer's Office is responsible for receiving and safekeeping public monies and managing the State Investments Portfolio, ensuring liquidity to meet the State's obligations and investing all remaining funds in authorized investments. The State Investments Portfolio, with total assets over \$30 billion, is an investment program with the following objectives: safety of principal, liquidity, diversification, return on investment, and to support community development efforts.

Furthermore, State Banking maintains numerous accounts with financial institutions to process deposits for check clearing, lockbox services, ACH transactions, depository and custodial services, and electronic payment transactions on the State's behalf. In FY2024, the State Banking Division processed \$252 billion in receipts and \$248 billion in expenditures on behalf of the State.

The Illinois Public Treasurers' Investment Pool ("The Illinois Funds")

Created in 1975, the Illinois Public Treasurers' Investment Pool (referred to as "The Illinois Funds") was one of the first local government investment pools established in the nation. The Illinois Funds enables communities across the state to pool their investable assets together in a fund to earn greater returns, at a much lower cost, than they would on their own. The fund is comprised of over 1,500 participating local governments and state agencies with net assets over over \$20 billion as of June 30, 2024. The Illinois Funds is a safe, secure, highly liquid, diversified fund that holds Fitch's AAmmf rating, the highest fund rating possible.

ePAY

ePAY is a full-service electronic payment service that allows Illinois government agencies and entities to quickly and securely receive monies through convenient, customized payment channels. Since 2002, ePAY has provided public agencies and state universities with safe, timely, and competitively priced solutions for credit/debit card and electronic check acceptance. ePAY processed nearly \$3.4 billion in volume and nearly 15 million transactions for more than 500 public agencies in the State during FY2024. The Illinois Treasurer conducts and oversees product management, including customer service, marketing, and compliance.

Fiscal Operations

Fiscal Operations successfully performs daily, monthly, quarterly, and annual general accounting activities, including balancing the general ledger, processing accounts payable, reconciling bank accounts, compiling budget estimates for the appropriation process, and preparing financial statements. The team is also responsible for processing payment warrants, forgery claims and depositing unclaimed property, circuit clerk, estate tax, and other miscellaneous receipts. The Fiscal Operations Division continues to work toward its overall objective to provide accurate and timely general, budgetary, and financial reporting services to internal and external constituents.

Portfolio & Risk Analytics

Portfolio & Risk Analytics is responsible for managing several investment objectives, fiduciary duties, and strategic initiatives. This includes analyzing, modeling, forecasting, compliance, and reporting efforts for the internally managed investment portfolio. The division monitors portfolio performance, identifies and mitigates risk exposure, and seeks investment opportunities that offer financial value creation. As such, they assess existing and prospective debt issuing counterparties for investment suitability and report on financial strength such as creditworthiness, financial performance, and potential factors that may have a material financial impact on the safety and/or performance of our investments. The eligibility and suitability of existing and prospective broker/dealers is examined to identify financial performance, compliance with regulators, and other risks. They employ internal quantitative and qualitative models to measure risk utilizing market best practices of data and relative analysis to ensure financial application measures up against self-performance, industry peers, and the overall market. Investment limits and any restrictions, where applicable, are formally presented to the Chief Banking Officer and portfolio managers which helps guide the investment decisions of the Treasurer's Office.

Division of Public Market Investments

The Division of Public Market Investments is responsible for monitoring externally managed portfolios and investment funds within the investment vehicles of the Treasurer's Office, including, but not limited to, the 529 College Savings Programs, Illinois Secure Choice Retirement Savings Program, and Illinois Achieving a Better Life Experience (ABLE) Savings Program. The Division of Public Market Investments is responsible for the sourcing, selection, assessment, diligence, and integration of sustainability factors for all prospective and current investment managers. The team continually reviews investment framework/design, portfolio construction, manager selection, asset allocation and modification, economic impact, invest-

ment policies/objectives, and management structures, helping guide decisions regarding the continued appropriateness of investment managers, policies, and program structures.

Division of Alternative Investments

The Division of Alternative Investments is responsible for monitoring externally managed investment funds within the investment vehicles of the Treasurer's Office, including, but not limited to, the Illinois Growth and Innovation Fund (ILGIF), Student Empowerment Fund, and the FIRST Fund. The Division of Alternative Investments is responsible for the diligence, assessment, deal sourcing, selection, and integration of sustainability factors for all prospective and current investments with fund managers. The division continually reviews investment strategy and thesis, portfolio construction, manager selection, asset allocation and modification, economic impact, investment objectives, and management structures. The actions taken help guide their decisions regarding the continued appropriateness of investment managers, portfolio construction, and program structures.

Corporate Governance & Sustainable Investment

In order to fulfill the fiduciary and mission objectives, the Corporate Governance & Sustainable Investment team manages and executes a number of core investment practices that apply across the Treasurer's Office programs, including: (1) maximizing participation of qualified investment firms owned by minorities, women, veterans, or disabled persons (MWVD Program); (2) providing preference to investment firms with corporate headquarters located in Illinois (Illinois-Headquartered Program); and (3) integrating sustainability factors into the investment decision-making process in order to enhance the long-term value of the Office's investments (Raising The Bar Program).





CREAM OF THE CROP 2024

Invest in Illinois

Community Development Linked Deposits

Through the Community Development Linked Deposit Program (Linked Deposits), the Treasurer's Office deposits money in approved financial institutions at a rate. Those financial institutions include community banks, savings and loans, and credit unions. The lenders use that capital to provide loans to qualified borrowers pursuant to the guidance and terms of the Treasurer's Office.

In the end, the Treasurer's Office earns an investment return on the money deposited, participating financial institutions earn interest on the money lent, and qualified borrowers in Illinois gain access to reduced-cost loans they can use to expand their business or improve their farm.

As the state's Chief Investment Officer, the State Treasurer has a tremendous opportunity to generate investment earnings while simultaneously promoting community development and economic growth here in Illinois. The Treasurer's Office is particularly focused on championing, growing, and investing in underserved areas of Illinois, including rural small towns, suburban communities, and large city centers. Not only are there investment opportunities in these communities, there are

opportunities for job creation, business growth, and long-term economic prosperity.


Ag Invest

For over 41 years, the Treasurer's Office has facilitated loan opportunities for Illinois farmers through Ag Invest. Treasurer Frerichs is committed to our Illinois agriculture partners across the state and continues to offer a program that provides valuable resources to today's farmers in the form of a time deposit.

Ag Invest FY24
1 year Operating Line of Credit: \$934,243,931 / 3,124 Borrowers
2 year Operating Line of Credit: \$49,948,971 / 299 Borrowers
Long-Term Ag: \$88,456,242 / 375 Borrowers

Cream of the Crop

The Ag Invest Program celebrated its 12th annual Cream of the Crop Photo Contest to encourage Illinois youth to become more involved in agriculture. Children of various age groups submitted agriculture-related photographs taken by them. This year, the Treasurer's Office received 230 photographs for judging. The contest was judged by a panel of individuals representing education and agriculture. The winners' artwork was featured in the Treasurer's tent at the 2024 Illinois State Fair,



Ag Invest Program Calendar, and other marketing materials.

Business Invest

Business Invest – Community Uplift Program (CUP) offers qualified financial institutions that operate in designated areas (i.e. Illinois Enterprise Zones, Opportunity Zones, Low-Income Communities) access to State impact investment capital at a lower rate, in the form of a time deposit. This gives community banks, local credit unions, and savings and loan institutions in areas in need of economic development access to additional financial resources, which positions them to increase lending efforts to businesses and spur economic activity.

Business Invest – Sub-Contractor Accelerator Loan Engine Program (SCALE UP Program) is an impact investment loan program facilitated by the State Treasurer’s Office to provide access to capital to small diverse construction contractor businesses in Illinois. SCALE UP partners with qualified financial institutions to provide vital economic support to small diverse businesses that would not otherwise qualify, to facilitate or expand access to capital for diverse (owned by qualified women, minority persons, military veterans, and persons with disabilities) small business construction companies in the state of Illinois that have contracts with government entities or major real estate developers.

Business Invest FY24
\$27,487,413 / 7 Participating Institutions / 28 Businesses Supported

Community Invest

Community Invest – Opportunity Illinois is a consumer-focused loan program. The program offers qualified financial institutions access to State impact investment capital at a lower rate, in the form of a time deposit, if they operate in designated areas (i.e. Illinois Enterprise Zones, Opportunity Zones, Low-Income Communities). This gives community banks, local credit unions, and savings and loan institutions in areas in

need of economic development access to additional financial resources, which positions them to increase lending efforts to individuals and spur economic activity.

Community Invest – Cannabis Banking Services Program is a community development program that offers qualified banks and credit unions access to state impact investment capital at a lower rate, in the form of time deposits. This gives banks and local credit unions additional financial resources to support the implementation or expansion of basic banking services to legal cannabis-related businesses in Illinois. In turn, this allows cannabis-related businesses, their employees and the ancillary businesses that support them to: (1) make deposits; (2) write checks; (3) enable payroll; (4) permit electronic payments; (5) conduct other related banking services to facilitate cash deposits and the payment of taxes, fees and other charges; and (6) execute a number of banking activities promptly and accurately. Furthermore, this also promotes fraud deterrence, anti-money laundering efforts, and decreased danger of crime or other loss made possible by the possession of significant amounts of cash on business premises.

Community Invest FY24
\$158,000,000 / 6 Participating Institutions.



Investing in the Illinois Economy

Illinois is the Midwest's Technology Hub

Established by Treasurer Frerichs, the Illinois Growth and Innovation Fund (ILGIF) is an evergreen impact investment fund of \$1.5 billion intended to attract, assist and retain quality technology-enabled businesses in Illinois. The Treasurer's Office does this by making targeted investments with qualified Venture Capital (VC), growth equity and qualified private venture debt firms with a nexus to the State of Illinois.

History

In 2002, lawmakers passed the Technology Development Act establishing Technology Development Account I (TDA I) authorizing the initial round of \$74 million in investments to Illinois venture capital firms. TDA I created approximately 6,300 jobs and generated more than \$150 million in private investment.

Lawmakers in 2011 authorized a second round of TDA funding, called TDA II. However, the office did not act on the authorization. In 2015, Treasurer Frerichs used the TDA II authority to establish and launch an approximately \$222 million ILGIF investment fund and began making investments in 2016. In 2018, Treasurer Frerichs announced an increase to the amount of investment capital available in ILGIF, increasing the

total to approximately \$1 billion in available investment capital over 10 years from the State's existing investment portfolio. ILGIF was structured as an evergreen fund designed to allocate capital on a recurring basis, in perpetuity, to be invested with qualified Illinois venture capital, growth equity and private venture debt investment firms.

Illinois Growth and Innovation Fund (ILGIF) Goals

1. Deliver strong investment performance for Illinois
2. Drive economic development for Illinois
3. Foster a more connected, inclusive and engaged entrepreneurial and venture community in Illinois
4. Support diversity and inclusion to enable fund managers to grow promising tech-enabled companies
5. Integrate sustainability factors to increase expected financial returns and minimize projected risk

ILGIF Projected Impact

While investment performance is a key goal, ILGIF also seeks to be an economic development catalyst. Investments through ILGIF are expected to create approximately 60,000 jobs in Illinois and attract significant private-sector capital, which will further spur interest across the Midwest, positioning Illinois as the anchor to the Midwest tech and entrepreneurial ecosystem.



**INVEST \$1.5B IN
STATE FUNDS**



**ATTRACT \$3B IN
PRIVATE INVESTMENT**



**CREATE
60,000+ JOBS**

IMPACT SINCE JANUARY 1, 2016

11.3%

**NET INTERNAL RATE
OF RETURN**

1.37X

**NET MULTIPLE ON
INVESTED CAPITAL**

19,100

**ILLINOIS JOBS
CREATED**

\$44.8 BILLION

INVESTED IN ILLINOIS COMPANIES

\$105.3

**IN AGGREGATE
GAAP REVENUE**

\$321.5 MILLION

**INVESTED IN
MINORITY & WOMEN-OWNED/
MANAGED FUNDS**

**INVESTED IN
419 BUSINESSES
OWNED BY MINORITIES,
WOMEN, VETERANS OR
PERSONS WITH DISABILITY**

**\$704.8 MILLION
INVESTED SINCE
INCEPTION**

**CONTINUE TO IDENTIFY, RECRUIT &
RECOMMEND MWVD FUND MANAGERS/BUSINESSES**



Investing in Illinois Infrastructure and Real Estate

Established by Treasurer Frerichs, the FIRST Fund is a first-of-its-kind, evergreen, \$1.5 billion impact investment fund dedicated to building and strengthening Illinois’ infrastructure and real estate.

Legally named the Infrastructure Development Act, the act was proposed by Treasurer Frerichs to address the need for investment in real assets to develop economic and social infrastructure within the State of Illinois. The authority allows for the Illinois State Treasurer to allocate up to 5% of the State Investment Portfolio to invest in, create, and maintain infrastructure and real estate assets within the state through Illinois infrastructure development firms. Infrastructure firms must maintain a significant presence in Illinois as defined in the statute and have a track record of development in Illinois.

Through the FIRST Fund, the Treasurer’s Office partners with investment firms that deploy capital into Illinois development projects. Desired outcomes for the FIRST fund include but are not limited to:

- *Local Impact:* Investing with a unique regional focus, en-

abling financial returns while supporting investments that grow the local economy and generate additional impact in the state through improved infrastructure and high-quality job creation.

- *Investment Diversification:* Expanding the pool of assets in which the State Investment Portfolio can be invested to diversify the portfolio, mitigate risk, and increase state investment earnings potential.
- *Sustainable Investments:* Encouraging sustainable development while also improving financial outcomes.
- *Diversity and Inclusion:* Expanding the manager pool, diversifying investor perspectives, and meeting the needs of all communities to promote more equitable and inclusive infrastructure development within the State of Illinois.
- *Worker Centric:* An adequately compensated and trained worker delivers a higher-quality product and service.





TREASURER
MICHAEL W. FRERICHS
**STUDENT
EMPOWERMENT
FUND**

Investing in Illinois Talent Development

Purpose

The Student Empowerment Fund (SEF) is an evergreen \$1.5 billion impact investment fund that will invest in higher education financing. Through the SEF, the Office of the Illinois State Treasurer (“STO” or “Treasurer”) aims to lower the cost of education for Illinoisans who are attending or have attended institutions of higher education in the state.

The SEF does not seek to compete with or replace the federal direct student loan program; rather, it seeks to provide competitively priced private student loan options for students seeking to fill a financing gap or to refinance existing student loans at a lower rate.

History

In 2019, the Illinois General Assembly passed the Student Investment Account Act (110 ILCS 991), which allows the Treasurer to invest 5% of the State’s Investment Portfolio, approximately \$1.5 billion, in education loans, loan products, or to facilitate arrangements between eligible lenders and borrowers to help Illinois residents finance higher education expenses.

Student Empowerment Fund (SEF) Goals



Support access to competitively priced private student loans for Illinois residents attending Illinois institutions of higher education



Generate investment returns for the State Investment Portfolio from a diversified asset class



Support human capital development across Illinois while increasing cash flows for residents with private student loan debt



Leveling the Playing Field

A core tenet of Treasurer Frerichs’ mission is to promote education, access, and opportunity for individuals and governmental bodies across our state to give families the tools to achieve the American Dream.

Treasurer Frerichs has made equity, diversity and inclusion a priority officewide. Treasurer Frerichs integrates sustainability factors into investment decisions to reduce risk exposures and maximize returns for the people of Illinois. This includes a focus on investment risks and opportunities related to corporate governance, environmental factors, social capital, human capital, and business model features.

Focus on Diversity

Treasurer Frerichs believes that our government should mirror the great diversity in our state. Furthermore, diversity is good for business. The Treasurer’s Office has made great strides

to ensure inclusion and provide more opportunities for firms owned by minorities, women, veterans or persons with a disability.

Among Treasurer Frerichs’ top priorities is to continue to transform the Office’s culture, policies, and operations to help ensure equal opportunity.

Increasing Business with MWVD Broker/Dealers: From 1% to 79%.

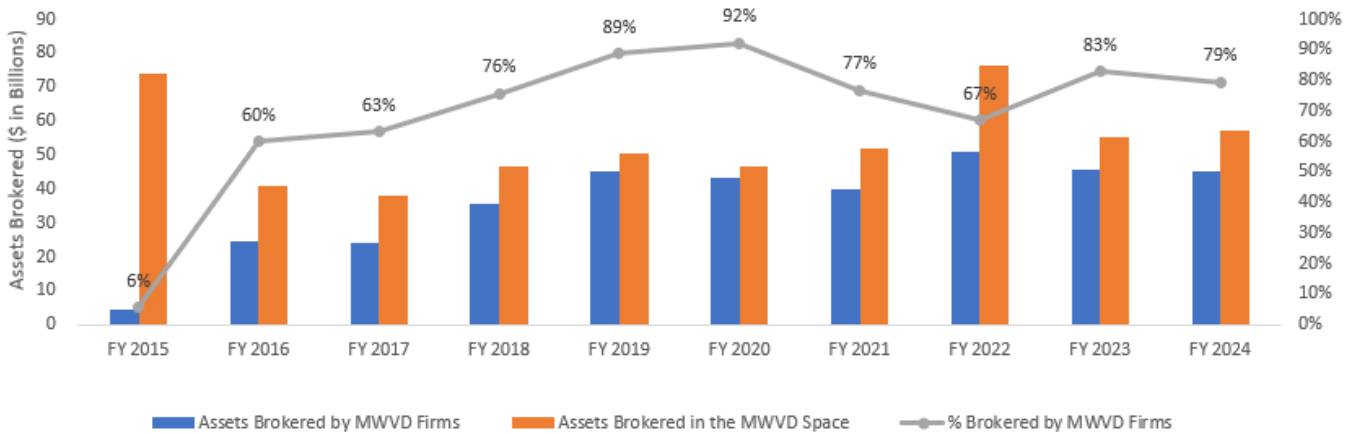
The Treasurer’s two internally managed investment programs, the State Investment Portfolio and Illinois Public Treasurers’ Investment Pool (also referred to as “The Illinois Funds”), are made up of direct purchases and brokered investments. Tapping diverse-owned broker/dealers is one of the quickest and best ways to ensure MWVD participation. Recent numbers emphasize our sustained progress in this area:

- Since 2015, the Treasury increased utilization of MWVD broker/dealers from 1% to 79%.
- Total assets brokered with MWVD firms exceeded \$45 billion in FY 2024.

Year-by-Year Comparison of Assets Brokered by MWVD Firms

	FY 2014	FY 2015	FY 2016	FY 2017	FY 2018	FY 2019	FY 2020	FY 2021	FY 2022	FY 2023	FY 2024	Cumulative
Assets Brokered by MWVD Firms	603 million	4.2 billion	24.4 billion	24.0 billion	35.4 billion	45.0 billion	43.1 billion	39.7 billion	50.1 billion	45.8 billion	45.2 billion	\$357.5 billion
Total Assets Available	60 billion	74 billion	40.7 billion	38 billion	46.7 billion	50.7 billion	46.9 billion	51.7 billion	76.3 billion	55.2 billion	56.9 billion	\$597.1 billion
% Brokered by MWVD Firms	1.0%	5.7%	59.9%	63.2%	75.8%	88.8%	92.1%	76.8%	67.0%	82.9%	79.4%	59.9%

Year-by-Year Comparison of Assets Brokered by MWVD Firms (FY15-FY24)



Increasing Business with MWVD Asset Managers: From \$18 million to \$5.5 billion.

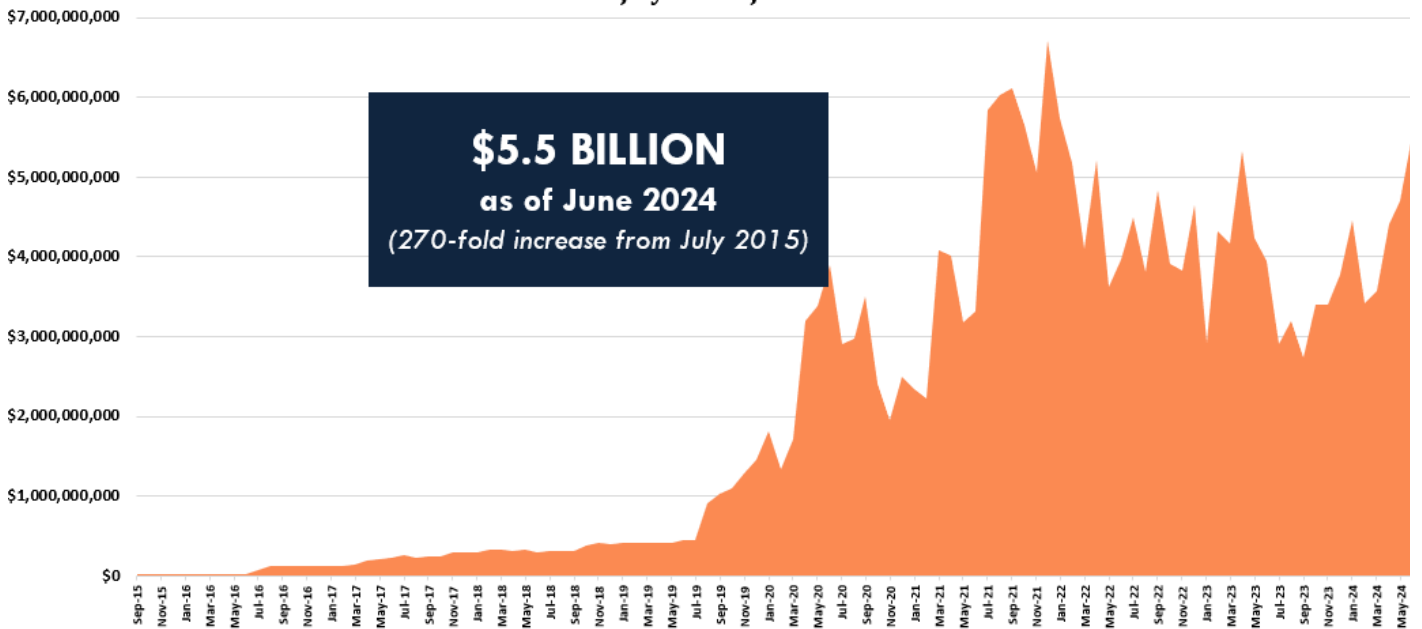
The Illinois Treasurer has made tremendous strides expanding the use of MWVD asset managers. In December 2014, the month prior to when Treasurer Frerichs came into office, the Illinois Treasurer had \$18 million invested with MWVD asset managers. As of June 2024, the Illinois Treasurer had over \$5.5 billion with MWVD asset managers. That represents a 307-fold increase.

interview at least one diverse candidate before the final selection of a candidate for any investment manager search in any program overseen by the Treasurer.

- *30% for MWVD Broker/Dealers:* All managers of separately managed investment portfolios under the Illinois Treasurer are required to direct at least 30% of total annual commission dollars to MWVD broker/dealers, preferably Illinois-based, to increase opportunities to qualified firms.

- *Garcia Rule:* Mandatory Inclusion of MWVD Firms in Investment Searches. The Illinois Treasurer maintains a requirement that helps ensure purposeful recruitment of diverse candidates and requires the Illinois Treasurer to

ASSETS MANAGED BY MWVD FIRMS July 2015 - June 2024



Closing the Gender and Racial Divide

Diverse corporate boards are more successful than nondiverse boards. As such, Treasurer Frerichs continues to help women and persons of color break the glass ceiling and get more opportunities. Treasurer Frerichs has been working to increase corporate board diversity since 2016, utilizing an array of strategies – including direct shareholder-company engagement, proxy voting, letter-writing initiatives and public advocacy – to counter the unacceptably slow pace of change and ensure diversity is a corporate governance priority. In 2024, the Illinois Treasurer took numerous actions to encourage and foster boardroom change and create shareholder value.



- *Midwest Investors Diversity Initiative* – The Illinois Treasurer leads the Midwest Investors Diversity Initiative (MIDI), a 15-member coalition comprised of regional institutional investors with over \$1 trillion in assets under management and advisement. MIDI engages companies in the Midwest facing board diversity shortfalls, working collaboratively to understand company policies and make targeted recommendations to institutionalize best practices and improve board diversity. Since 2016, when the group was formed, MIDI has engaged 91 companies. Among the companies engaged, 111 women and 75 persons of color have received board appointments and 66 companies have adopted a diverse search policy.

- *Proxy Voting* – The Illinois Treasurer exercises proxy voting rights to support proposals to increase board diversity, gender pay gap reporting, and the inclusion of diversity as a performance metric for CEO pay. In Fiscal Year 2024, the Illinois Treasurer voted against 441 directors on nominating committees for failure to disclose the racial composition of the board, and voted against 1,923 directors on nominating committees for lack of gender diversity. The Illinois Treasurer also cast votes in favor of 3 shareholder proposals aimed to increase board diversity and 16 proposals to report on gender pay gap.

Procurement: Advocacy for Aspirational Goals for MWVD Businesses

Treasurer Frerichs spearheaded the passage of Illinois Public Act 100-969, sponsored by Sen. James Clayborne and Rep. Will Davis, which became law on August 19, 2018 and added a new Section 30 to the Illinois State Treasurer Act. Under Section 30, the Illinois Treasurer must aspire to use MWVD businesses for no less than 25 percent of contracts and investment-related activities. It also authorizes the Illinois Treasurer to incorporate preferences in the procurement process for MWVD firms, requires a review of a financial institution's Community Reinvestment Act (CRA) rating, and requires the Illinois Treasurer to create and publish an annual report of the utilization of MWVD firms.

Compensation this year on contracts held by MWVD contractors totaled \$19,335,905.52, an increase of over 10% from the prior fiscal year.

The Illinois Treasurer will continue to take steps to encourage its current contractors to report on their ownership status and to increase MWVD participation.

- *Current Procedures* – The Illinois Treasurer currently includes detailed questions regarding diverse ownership in its Requests for Proposals ("RFPs"). These questions allow the Illinois Treasurer to better understand which communities are competing successfully as well as those that may be falling short.
- *Utilization Rates* – The Illinois Treasurer has taken steps to improve data collection by improving communication internally between departments and externally with contractors. Following this improved communication, there has been an increase in responses to requests for diversity data. Out of 119 contractors, the Illinois Treasurer obtained the MWVD status of 94, with 17 claiming MWVD status.

360-Degree Review of Business Partners

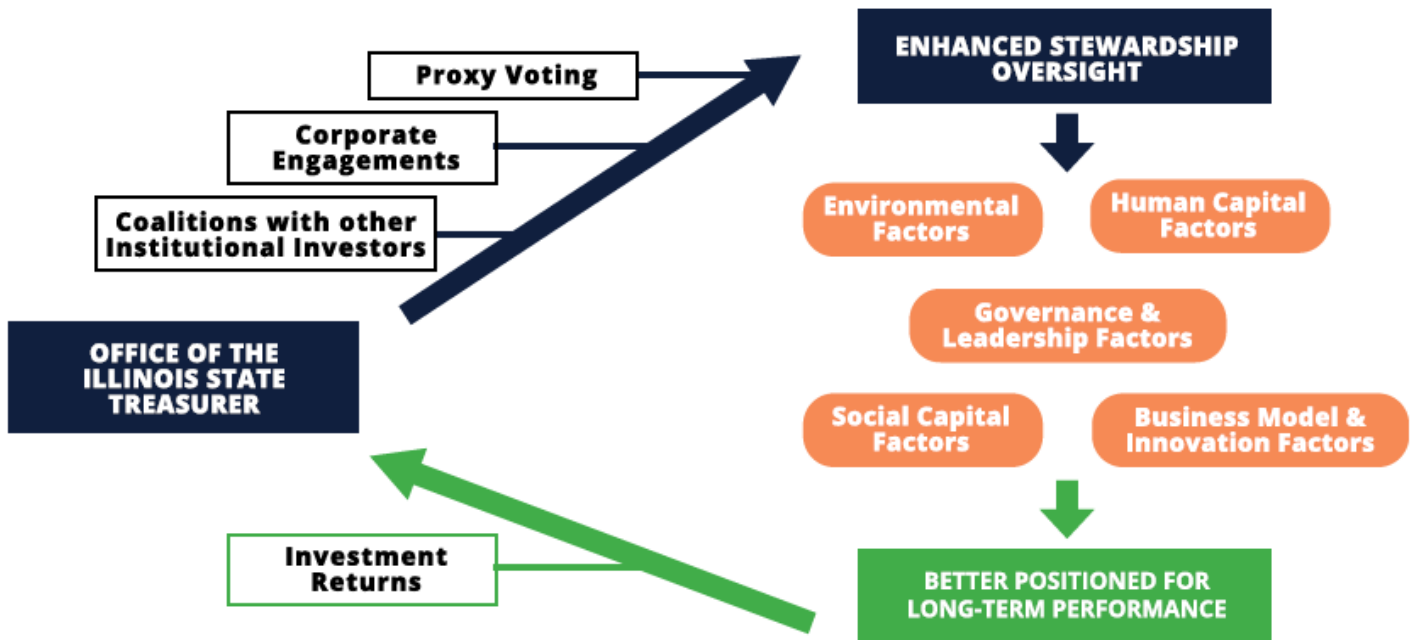
Since 2017, all financial and investment firms seeking to do business with the Illinois Treasurer must disclose how their firm promotes equity, diversity, and inclusion. This includes a 360-degree evaluation, conducted annually through the Office’s “Equity, Diversity, & Inclusion Assessment” of diversity among its board or owners, executive leadership, workforce, supplier network, and community activities. This evaluation leverages data and information already disclosed to the Equal Employment Opportunity Commission, which divulges the various types of roles at a company (e.g., executives, managers, professionals, technicians, sales, clerical, labor, etc.) by race, ethnicity and gender.

Diversity Goals in the Illinois Growth and Innovation Fund

The Illinois Growth and Innovation Fund is an impact investment fund aiming to invest approximately \$1.5 billion in ways that attract, assist and retain quality tech-enabled businesses in Illinois. As of June 2024, of the over \$700 million committed to Illinois venture capital firms under ILGIF, \$321.5 million has been committed to MWVD-operated venture capital firms. Also, investments from ILGIF fund managers have supported 419 diverse-owned portfolio companies to receive funding.

Diversity Goals in the FIRST Fund

The FIRST Fund is an impact investment fund aiming to invest approximately \$1.5 billion dedicated to building and strengthening Illinois’ infrastructure and real estate. As of June 2024, \$350 million was committed to Illinois infrastructure and real estate development firms, and half, or \$175 million, has been committed to MWVD-managers.



Raising the Bar: The Treasurer's Sustainable Investment Strategy

Making Prudent Choices. Investing means making choices. For the investment officers at the Office of the Illinois State Treasurer, it means choosing investments that are risk-appropriate, high-performing, and meet or exceed the benchmark. It means making investments that reflect our commitment to sustainability, inclusion, and sound corporate governance. With these factors, we boost our investment returns and strengthen the economic well-being of Illinois citizens and institutions.

Sustainability Factors. We know that to fulfill our fiduciary duty and maximize returns, we need to focus on more than just short-term gains and traditional indicators. Additional risk and value-added factors that may have a material and relevant financial impact on the safety and performance of our investments need to be integrated into the decision-making process. These material sustainability factors include: (1) environmental; (2) social capital; (3) human capital; (4) business model and (5) leadership and governance factors.

Raising The Bar puts this philosophy in practice. The Illinois Treasurer continues to actively engage corporate decisionmakers, work with other institutional investors, vote by proxy, weigh in on public policy, and communicate the multi-faceted benefits of sustainable investing.

Getting Results. Under the leadership of Treasurer Frerichs, here are highlights of the results we have achieved over the last year:

- *Conducted 40+ Engagements on Material Sustainability Issues* – Where the Illinois Treasurer supported a joint corporate engagement, signed a letter, or conducted an engagement meeting covering a range of material sustainability topics, including board diversity, human capital management, and climate change.
- *Conducted Sustainability Analyses for each Investment Manager used in Externally Managed Investment Portfolios* – Our office conducted a comprehensive evaluation of all investment managers within the externally managed investment programs to assess and compare how and to what extent each integrates sustainability factors within their core processes.

- *Almost 28,000 Proxy Votes Cast at nearly 3,000 Annual Meetings* – Our office voted on 27,827 proposals on corporate proxy ballots and at 2,927 annual stockholder meetings in FY 2024.

For more information on our sustainable investment activities, view the **Treasurer's 2024 Annual Sustainable Investment Report** or visit www.illinoisraisingthebar.com/.





Growing Illinois Businesses and The State's Economy

Illinois-Based Broker/Dealers

The Treasurer's Office utilized Illinois-based broker dealers to broker over \$80 billion in assets in FY 2024.

Illinois-Based Managers

The Illinois Treasurer seeks to maximize the use of Illinois-based asset managers across all pertinent programs, including the State Investment Portfolio, The Illinois Funds Local Government Investment Pool, 529 College Savings Plans, Secure Choice Program, FIRST Fund and Illinois Growth and Innovation Fund.

The Illinois Treasurer utilizes Illinois-based investment firms to manage more than \$2.7 billion as of June 2024. This increase compares to \$406 million in January 2015, which represents a nearly 7-fold increase.

Illinois Growth and Innovation Fund

The Illinois Growth and Innovation Fund (ILGIF) invests in ways that attract, assist and retain quality tech-enabled businesses in Illinois. ILGIF aims to invest approximately \$1.5 billion on a recurring basis of 60,000 jobs per each 10-year investment cycle. The investment is expected to attract more than \$3 billion in additional private-sector money, which will further spur interest in the Midwest tech and entrepreneurial scene. As of December 31, 2023, ILGIF has helped create over 19,100 new full-time Illinois-based jobs, generated over \$44.8 billion of invested capital in Illinois tech companies, and contributed \$105.3 billion in aggregate GAAP revenue.

Investment Activity with Illinois Firms



\$2.75 Billion
Assets Managed



\$43.9 Million
Purchase volume of municipal
bonds from IL governments
FY 2024



\$80.53 Billion
Assets Brokered
FY 2024

Making Money for the People of Illinois

As an asset manager who invests money on behalf of Illinois constituents, Treasurer Frerichs is laser-focused on obtaining the best risk-adjusted return for the people of Illinois. The Treasurer’s Office has evidence of outperformance, cost savings, and an enterprising spirit that seeks to elevate individuals and government bodies across the state.

State Investments

The numbers tell the story. If you look at state investment returns you will see that annualized monthly returns increased from 0.45% in January 2015 to 4.73% in June 2024.

State Investment Earnings for FY 2024
\$1.5 billion

This is the direct result of the Treasurer’s investment strategy in conjunction with a rising interest rate environment. After a review of past practices and the state’s statutory investment restrictions, the Treasurer’s Office successfully implemented real-time solutions to capitalize on market conditions and increase earnings—all while fulfilling the Treasurer’s obligations of preservation of capital and liquidity. These accomplishments can be attributed to:

- Implementation of an investment strategy that prioritizes investments in higher-yielding investments and extended maturities to match expected liabilities;
- Additional investment asset classes, including corporate bonds and municipal bonds;
- External money managers with expertise in higher-yielding asset classes; and
- Increased pool of eligible companies, including Illinois-based firms and firms owned by minorities, women, veterans or persons with a disability, from which the Treasury can purchase fixed income securities, thereby providing more opportunities for diversification and higher earnings.

These changes have produced tangible benefits for Illinois agencies and the people they serve. \$3.7 billion in investment earnings has been attained since January 2015, making more money available for state programs and reducing the burden

placed on the state’s limited tax revenues.

Illinois Public Treasurers’ Investment Pool

The Illinois Public Treasurers’ Investment Pool (IPTIP, or also referred to as The Illinois Funds) is a AAA-rated local government investment pool operated by the Treasurer for state and local government agencies. Investing together generates economies of scale typically not available if participants invested alone. Thus, the program provides a critical service for state and local agencies, enabling them to invest their money in a safe, liquid investment vehicle that regularly exceeds industry benchmarks. The Funds’ balance has risen to over \$20 billion at the end of June 2024. The return of net monthly income to The Illinois Funds has increased from \$52,000 in January 2015 to \$89.6 million in June 2024.

IPTIP Investment Earnings for FY 2024
\$1.1 billion

Increased earnings are a direct result of the Treasurer’s enhanced investment approach. The investment strategy prioritizes higher-yielding investments and extended maturities to match expected liabilities, as well as an increase to the pool of eligible companies from which the Treasury can purchase fixed income securities—thereby providing more opportunities for diversification and higher investment earnings.

This investment approach does not come at the expense of portfolio safety or liquidity. The Illinois Funds has maintained its AAA rating from the Fitch Ratings agency, maintaining the highest investment grade rating continuously since 1996.

FISCAL YEAR	State Investments	Illinois Funds	TOTAL
FY 2015	\$49,052,640	\$5,716,358	\$54,768,998
FY 2016	\$51,226,332	\$13,310,996	\$64,537,328
FY 2017	\$102,603,945	\$42,019,590	\$144,623,535
FY 2018	\$204,579,906	\$78,454,680	\$283,034,586
FY 2019	\$318,150,879	\$134,074,224	\$452,225,103
FY 2020	\$249,936,129	\$105,042,853	\$354,978,982
FY 2021	\$81,447,464	\$13,698,491	\$95,145,955
FY 2022	\$142,284,287	\$44,547,611	\$186,831,898
FY 2023	\$1,002,161,493	\$701,472,478	\$1,703,633,971
FY 2024	\$1,495,575,313	\$1,064,121,169	\$2,559,696,482
TOTAL	\$3,697,018,388	\$2,202,458,450	\$5,899,476,838



ePAY: More Options and Services

What is ePAY?

ePAY is a full-service electronic payment program specifically designed to provide state and local governments the ability to safely accept credit card, debit card, and electronic check (ACH) payments at an affordable cost. From the Secretary of State and the University of Illinois System to the smallest municipality and school district, agencies utilize the speed in processing payments and receivables to maximize their assets available to invest. In Fiscal Year 2024, over 500 public agencies processed almost \$2.5 billion in volume through nearly 16 million transactions. While the dollar volume decreased due to some state transactions being moved over to ACH options under our Banking Division, the transaction counts continue to rise as participation increases.

Key Benefits:

- *Speed and Convenience* – Participants can accept payments online, over-the-counter, or via an automated phone system using secure and convenient payment services. All payment services can be customized for efficiency or to maximize customer engagement with recurring bill pay, auto pay, text to pay & shopping cart links, e-receipts, and more.
- *Security and Compliance* – All payments are collected in a manner consistent with the Deposit of State Moneys Act (15 ILCS 520), the Local Government Acceptance of Credit Cards Act (50 ILCS 345), PCI Data Security Standards 4.0, NACHA guidelines, and prevailing credit card industry

rules. Participation in ePAY includes PCI compliance support and administration tools at no additional cost.

- *Competitive Pricing* – ePAY offers multiple pricing options to fit each government’s needs. Whether you pass the processing fee to your constituents or absorb the fees, your agency has control over the costs of electronic payment acceptance.
- *Settlement Bank Options* – ePAY funds can be swept directly into your Illinois Funds investment account(s) or deposited to a settlement bank of your choosing.
- *Customer Care* – Participants and constituents have access to 24/7 customer support through a dedicated customer help desk and online ticket portal. Through 2024 over 97% of participant tickets are resolved within 24 hours.
- *Easy Application* – No procurement or request for proposal required. Just complete our enrollment application and government agencies in Illinois can leverage economies of scale provided by the Treasurer’s master processing contract.

FISCAL YEAR	Total Dollar Volume	Total Transactions
FY 2016	\$2,143,306,384	12,032,241
FY 2017	\$2,167,884,920	12,065,796
FY 2018	\$2,204,823,208	12,382,344
FY 2019	\$2,521,157,724	12,997,893
FY 2020	\$2,930,698,808	13,604,900
FY 2021	\$3,428,804,915	12,330,019
FY 2022	\$3,364,075,721	14,362,804
FY 2023	\$3,362,476,760	14,840,683
FY 2024	\$2,488,218,380	15,730,515
GRAND TOTAL	\$24,611,446,820	120,347,195



Unclaimed Property

As part of the Illinois Treasurer’s Unclaimed Property Division, the I-Cash program connects state residents and businesses with their unclaimed money, including lost bank accounts, insurance policy proceeds, and unused rebate cards.

The Unclaimed Property Division recovers millions of properties each year from government agencies, banks, insurers, utilities, and other companies across the country that have been unable to return the properties to their rightful owners.

In FY 2024, the Unclaimed Property Division saw more than 2.6 million properties reported that were associated with more than 2.8 million owners.

Since 2015, approximately \$2.1 billion in unclaimed property has been returned, the most that has been returned in the program’s 60-year history.

The \$2.1 billion milestone was possible because Treasurer Frerichs prioritized changes in technology, efficiency, and state law to streamline the unclaimed property process.

During FY 2024, \$458,161,355 in cash and 3,623,884 in

shares were reported and remitted to the State Treasurer as unclaimed property. This total includes \$432,025,850 in cash and 3,555,653 in shares that were voluntarily remitted and \$26,135,505 in cash and 68,231 in shares that were remitted pursuant to an examination.

The total amount of property returned to Illinois residents in FY 2024 was \$301,019,872, including \$278,426,672 in cash and \$22,593,200 in securities value.

“Government needs to work smarter. The numbers show our improvements to the unclaimed property program created a faster, better, and more efficient service.”

- Illinois State Treasurer Michael Frerichs

The amounts expended from the State Pensions Fund in FY 2024 were as follows:

State Universities Retirement System (SURS):	\$215,000,000
Treasurer’s Office Operational Expenses:	\$17,734,161
Auditor General:	\$500,000
Court of Claims:	\$24,107
Total:	\$233,258,268



College Savings Programs

Bright Start and Bright Directions are the 529 college savings programs administered by the Illinois State Treasurer’s Office. Families in every county in Illinois and across every state in the country are participating in Bright Start and Bright Directions to save for the rising cost of college expenses.

Under Treasurer Frerichs, the Illinois College Savings Programs have received national recognition for their dedication to high quality and low costs. In 2024, multiple organizations – including Morningstar, Forbes, Business Insider, and Time magazine– have recognized Bright Start as among the best 529 college savings plans in the country.

Treasurer Frerichs has focused on consistently reducing fees for participants. In September 2024 Bright Start transitioned to a new program manager which will cut annual asset-based fees by 13 percent.

Since 2015, total fee reductions in Bright Start and Bright Directions are estimated to have saved families more than \$100 million. Families can use these tax-advantaged investment plans to pay for qualified higher education expenses associated with attending accredited post-secondary institutions, from vocational schools and community colleges to public and private colleges and universities.

Qualified higher education expenses include tuition, room and board, books, fees, computers, supplies, and equipment required for enrollment for a student who is carrying at least half the normal full-time course load. It also includes expenses for apprenticeship programs and up to \$10,000 for payment of student loans of the beneficiary or sibling.

Bright Start

With over \$12.1 billion in assets under management and 480,000 accounts as of June 30, 2024, Bright Start offers a

wide range of investment choices for both hands-off and do-it-yourself investors, low fees, and a solid investment lineup with quality funds. To learn more, visit www.brightstart.com.

Bright Start offers “exceptional state stewardship of investor capital and well-constructed portfolios managed by competent investment teams.”

- Morningstar, Oct 2024 (Bright Start Direct-Sold)

Bright Directions

Since Treasurer Frerichs assumed office in 2015, Bright Directions has been consistently recognized as one of the highest rated financial advisor guided 529 plans in the country. It boasts \$7.8 billion in assets under management and more than 416,000 accounts as of June 30, 2024. This plan offers more than 50 different age-based, target-date, and individual portfolio options and 15 Exchange-Traded Fund (ETF) Portfolios. The plan has received accolades as one of the top performing advisor-sold programs in the nation. To learn more, visit www.brightdirections.com.

“Illinois’ Bright Directions’ average fees for its age-based series are the lowest among advisor-sold plans.”

- Morningstar, Nov 2023 (Bright Directions Advisor-Guided)

Launch of Illinois First Steps

On January 1, 2023, the Illinois State Treasurer’s Office launched Illinois First Steps. Through Illinois First Steps, parents are encouraged to jump start their child’s college savings at an early age. All babies born or adopted on or after January 1, 2023, to a parent who is a resident of Illinois at the time of birth or adoption can receive a \$50 seed deposit when they open a Bright Start or Bright Directions account. Since the launch of the program, approximately 10,000 (and growing) families have claimed their \$50 seed deposit and started saving with Bright Start or Bright Directions.



IL ABLE: Achieving a Better Life Experience

The Treasurer’s Office empowers people with disabilities and their families to invest in themselves and helps them to achieve their personal goals. Through Illinois “Achieving a Better Life Experience” (IL ABLE) eligible people with disabilities can save for qualified disability expenses without losing, or losing eligibility for, their federal means-tested benefits programs, such as SSI, SSDI and Medicaid.

IL ABLE gives Account Owners flexibility and freedom to help take care of today’s expenses and a way to save and invest for their future. Since the IL ABLE Plan launched in January 2017, account owners with disabilities and their families have contributed approximately \$93,272,455. Today, there are more than 6,500 accounts with \$73,748,000 in assets under management. The average account balance is nearly \$12,000.

In 2024, a Money Market Option was added to the line-up of Investment Options, giving IL ABLE account owners a wider range of Investment Options to choose from – from the Aggressive Option to the Money Market Option, as well as an FDIC-insured checking Account Option that comes with an optional real-time debit card. Earnings on and withdrawals from IL ABLE accounts are tax-free when they are used for qualified disability expenses, such as therapy, education and training, adaptive equipment, housing, transportation, assistive

technology, medical and dental care, financial and legal services, daily living expenses and more.

Illinois is the leader of the National ABLE Alliance (NAA), a 19-member bipartisan consortium of states and the District of Columbia that work together to provide people with disabilities across the nation a high-quality, low-cost ABLE program. The NAA represents more than one-quarter of the ABLE-eligible population nationwide.

To learn more about IL ABLE or sign-up for the IL ABLE access-ABLE News & Updates newsletter, visit www.illinoisable.com.

MEET TOM

“I love being an IL ABLE account owner. It’s great to have money in a safe place. It makes me feel independent and teaches me how to handle my money wisely.”

—Tom, IL ABLE account owner

Illinois Secure Choice: A Path to Retiring with Dignity

More than 2 million Illinois workers do not have access to a retirement savings option at work, but a law passed in 2015 creating the Illinois Secure Choice Savings Program (Secure Choice) makes it easier for them to save for their golden years.

Secure Choice is a retirement savings program for private-sector workers who lack access to an employer-sponsored plan. Employees can save for their own retirement through automatic payroll deductions that flow into professionally managed Roth Individual Retirement Accounts (Roth IRAs). Facilitating employers can provide employees with an easy way to save without the burden of heavy administrative costs or responsibilities.

Not only is Secure Choice open to employees who work for an employer covered by the Illinois Secure Choice Savings Program Act, the program is also available to anyone who wants to enroll on their own and start saving. The facilitating employer's role is limited to registering, submitting an employee roster and keeping the roster current, and remitting payroll contributions for participating employees.

The Illinois Secure Choice Savings Program Act applies to employers that:

- Had at least five Illinois employees in every quarter of the previous year;
- Have been in business for at least two years; and
- Do not offer a qualified retirement plan.

Eligible employees are automatically enrolled in the program at a 5% contribution rate into a Target Date Roth IRA, but they may select a different investment option, change their contribution rate, or opt out of the program entirely.

Secure Choice is a public-private partnership. The program is overseen by a seven-person public board and administered by a private-sector financial services firm responsible for recordkeeping and program administration. The Treasurer serves as chair of the Illinois Secure Choice Savings Board, and his office provides administrative support to the program.

Secure Choice formally launched in the summer of 2018 with a small group of pilot employers followed by a phased onboarding of eligible employers. Since that time, Secure Choice has helped over 150,000 workers save more than \$190 million for retirement. With over 25,000 registered employers, the program has brought retirement savings access to workers in all 102 counties across Illinois.

More information for employers and employees can be found at www.ilsecurechoice.com.



Charitable Trust



Charitable Trust Stabilization Grants

Created in 2007, the Charitable Trust Stabilization Fund supports small nonprofits across Illinois. Revenue for the program is derived from the filing fees not-for-profit organizations pay to incorporate with the State of Illinois.

In 2017, Treasurer Frerichs established the Charitable Trust grant program, which had been dormant to that point, to use the larger nonprofits fees to support smaller nonprofits. The Charitable Trust has awarded 231 grants totaling \$4.6 million to 198 organizations across Illinois. These grants provide meals, groceries, shelter, housing, counseling, workforce readiness, resume preparation, job interview coaching, apprenticeship programs, ESL classes, and countless other programs administered by quality charitable organizations that are working to improve the lives of people across our great state.

Nonprofits with annual budgets of \$1 million and at least one full-time employee are eligible for the grants. Special attention is given to applicants located in areas where pervasive poverty, unemployment, and economic distress exist. Finalists are selected by the Charitable Trust committee, composed of an 11-member appointed board composed of experts in philanthropy, nonprofits management, and grantmaking.

The FY2024 awards occurred in two cycles:

Fall 2023 Grantees
 Total Applicants: 82
 Total Grantees: 10
 Total Grant Awards: \$191,815
 Average Award Size: \$19,182

Spring 2024 Grantees
 Total Applicants: 131
 Total Grantees: 10
 Total Grant Awards: \$170,000
 Average Award Size: \$17,000

For more information, visit www.illinoistreasurer.gov and click on **Charitable Trust**.

MONEY MINDED *illinois*



Financial Literacy and Education

Financial literacy and education remain central to the mission of the State Treasurer’s Office. The Office has launched the following programs to help combat the lack of personal finance skills that is so staggering in society today.

Money Minded Illinois

In 2018, we launched Money Minded Illinois, a financial literacy program that is entirely free to all teachers and school districts in the State of Illinois. We partnered with Econ Illinois (a nonprofit that specialized in economic education for over 50 years) to develop and write a financial literacy curriculum.

The curriculum, designed for grades 1-8, is aligned to meet state standards. It incorporates reading, writing, math, and inquiry skills along with financial concepts. The materials are designed to help teachers implement the standards in their classrooms.

By using the curriculum, teachers can cover several standards at once and have the flexibility of teaching all lessons for their grade level or picking a few activities they think their students may enjoy. The curriculum is available both online and in print and can be accessed at moneymindedillinois.com.

Illinois Financial Wellness Hub

As part of an initiative by the National Association of State Treasurers (NAST), our Office was one of 24 government agencies to be awarded a grant to establish a new state employee financial wellness program. In 2020, we launched the Illinois Financial Wellness Hub, a financial wellness pilot program dedicated to improving the personal finances of State of Illinois employees, retirees, and their family members.

To deliver the program, we partnered with Central Management Services (CMS), the administrator of the State's Deferred Compensation Plan, and the UIC Center for Economic Education (a research center that provides financial literacy and education to families, teachers, and community organizations).

In 2023, we expanded the Illinois Financial Wellness Hub statewide. This free resource is available to all teens and adults in Illinois.

The online hub offers on-demand tools and resources including articles, videos, webinars, and access to certified personal finance coaches. The program is powered by Enrich, a financial education software company that is used by more than 20,000 employers and 300 financial institutions. The Illinois Financial Wellness Hub can be accessed at illinoistreasurer.enrich.org.



Investment Policies

The Office of the Illinois Treasurer is responsible for the creation, revision, implementation, and publication of various investment policies, each relevant to a particular investment program under the purview of the Treasurer.

These policies reflect statutory requirements as well as the policy and programmatic objectives of the Office of the Illinois Treasurer.

As such, they provide an appropriate set of guidelines and procedures for the operation of state investment programs with regard to investment objectives, investment parameters, administrative responsibilities, contractual needs, and reporting requirements.

[Click here to view the office's investment policies.](#)



FINANCIALS

Fund	Prev Year Cash Bal	FY24 Receipts	FY24 Transfers	FY24	Ending Cash Balance	Warrants	Available Balance
GENERAL REVENUE							
GR - CS SPECIAL ACCT				0.00		0.00	
EDUCATION ASSISTANCE							
ROAD							
MOTOR FUEL TAX							
PREVENT & TREAT ALCOHOLISM & SUBSTANCE ABUSE BL	145,734.34		0.00		746,016.53		413,927.48
FOOD & DRUG SAFETY	67,532.79	66,627.16	43.50	119,057.67	15,145.78	-44.00	15,101.78
PENNY SEVERNS BREAST, CERVICAL AND OVARIAN CANC	287,041.20	0.00	0.00	0.00	287,041.20	0.00	287,041.20
TEACHER CERTIFICATE FEE REVOLV			292,723.50				
						-841.01	
GRADE CROSSING PROTECTION		15,826.38					
ALZHEIMER'S AWARENESS	10,140.00		-1,499.00		111,082.00	0.00	111,082.00
FINANCIAL INSTITUTION						-1,125.00	
GENERAL PROFESSIONS DEDICATED						-2,133.60	
ECONOMIC RESEARCH & INFO	25,195.64		0.00	0.00		0.00	
IL DEPT OF AG LAB SERV REVOLV	100,713.77	11,276.52	0.00	0.00	111,990.29	0.00	111,990.29
GROUP HOME LOAN REVOLVING	275,432.67	61,593.17	0.00	224,000.00	113,025.84	0.00	113,025.84
LIVE & LEARN		12,484.11			2,486.35	-2,486.35	0.00

Fund	Prev Year Cash Bal	FY24 Receipts	FY24 Transfers	FY24	Ending Cash Balance	Warrants	Available Balance
GENERAL REVENUE							
GR - CS SPECIAL ACCT				0.00		0.00	
EDUCATION ASSISTANCE							
ROAD							
MOTOR FUEL TAX							
PREVENT & TREAT ALCOHOLISM & SUBSTANCE ABUSE BL	145,734.34		0.00		746,016.53		413,927.48
FOOD & DRUG SAFETY	67,532.79	66,627.16	43.50	119,057.67	15,145.78	-44.00	15,101.78
PENNY SEVERNS BREAST, CERVICAL AND OVARIAN CANC	287,041.20	0.00	0.00	0.00	287,041.20	0.00	287,041.20
TEACHER CERTIFICATE FEE REVOLV			292,723.50				
						-841.01	
GRADE CROSSING PROTECTION		15,826.38					
ALZHEIMER'S AWARENESS	10,140.00		-1,499.00		111,082.00	0.00	111,082.00
FINANCIAL INSTITUTION						-1,125.00	
GENERAL PROFESSIONS DEDICATED						-2,133.60	
ECONOMIC RESEARCH & INFO	25,195.64		0.00	0.00		0.00	
IL DEPT OF AG LAB SERV REVOLV	100,713.77	11,276.52	0.00	0.00	111,990.29	0.00	111,990.29
GROUP HOME LOAN REVOLVING	275,432.67	61,593.17	0.00	224,000.00	113,025.84	0.00	113,025.84
LIVE & LEARN		12,484.11			2,486.35	-2,486.35	0.00

Fund	Prev Year Cash Bal	FY24 Receipts	FY24 Transfers	FY24	Ending Cash Balance	Warrants	Available Balance
GENERAL REVENUE							
GR - CS SPECIAL ACCT				0.00		0.00	
EDUCATION ASSISTANCE							
ROAD							
MOTOR FUEL TAX							
PREVENT & TREAT ALCOHOLISM & SUBSTANCE ABUSE BL	145,734.34		0.00		746,016.53		413,927.48
FOOD & DRUG SAFETY	67,532.79	66,627.16	43.50	119,057.67	15,145.78	-44.00	15,101.78
PENNY SEVERNS BREAST, CERVICAL AND OVARIAN CANC	287,041.20	0.00	0.00	0.00	287,041.20	0.00	287,041.20
TEACHER CERTIFICATE FEE REVOLV			292,723.50				
						-841.01	
GRADE CROSSING PROTECTION		15,826.38					
ALZHEIMER'S AWARENESS	10,140.00		-1,499.00		111,082.00	0.00	111,082.00
FINANCIAL INSTITUTION						-1,125.00	
GENERAL PROFESSIONS DEDICATED						-2,133.60	
ECONOMIC RESEARCH & INFO	25,195.64		0.00	0.00		0.00	
IL DEPT OF AG LAB SERV REVOLV	100,713.77	11,276.52	0.00	0.00	111,990.29	0.00	111,990.29
GROUP HOME LOAN REVOLVING	275,432.67	61,593.17	0.00	224,000.00	113,025.84	0.00	113,025.84
LIVE & LEARN		12,484.11			2,486.35	-2,486.35	0.00

Fund	Prev Year Cash Bal	FY24 Receipts	FY24 Transfers	FY24	Ending Cash Balance	Warrants	Available Balance
GENERAL REVENUE							
GR - CS SPECIAL ACCT				0.00		0.00	
EDUCATION ASSISTANCE							
ROAD							
MOTOR FUEL TAX							
PREVENT & TREAT ALCOHOLISM & SUBSTANCE ABUSE BL	145,734.34		0.00		746,016.53		413,927.48
FOOD & DRUG SAFETY	67,532.79	66,627.16	43.50	119,057.67	15,145.78	-44.00	15,101.78
PENNY SEVERNS BREAST, CERVICAL AND OVARIAN CANC	287,041.20	0.00	0.00	0.00	287,041.20	0.00	287,041.20
TEACHER CERTIFICATE FEE REVOLV			292,723.50				
						-841.01	
GRADE CROSSING PROTECTION		15,826.38					
ALZHEIMER'S AWARENESS	10,140.00		-1,499.00		111,082.00	0.00	111,082.00
FINANCIAL INSTITUTION						-1,125.00	
GENERAL PROFESSIONS DEDICATED						-2,133.60	
ECONOMIC RESEARCH & INFO	25,195.64		0.00	0.00		0.00	
IL DEPT OF AG LAB SERV REVOLV	100,713.77	11,276.52	0.00	0.00	111,990.29	0.00	111,990.29
GROUP HOME LOAN REVOLVING	275,432.67	61,593.17	0.00	224,000.00	113,025.84	0.00	113,025.84
LIVE & LEARN		12,484.11			2,486.35	-2,486.35	0.00

ILLINOIS NURSES FOUNDATION	31,980.00	36,500.00	0.00	35,000.00	33,480.00	0.00	33,480.00
SUPREME COURT SPECIAL PURPOSES			-1,722.00				
DRIVERS EDUCATION	615,933.57		34.00		114,268.23		103,731.53
ILLINOIS SHERIFFS' ASSOCIATION SCHOLARSHIP & TRAINI	9,339.00	6,000.00	0.00	5,000.00	10,339.00	0.00	10,339.00
ILLINOIS STATE POLICE MEMORIAL PARK	10,101.00	380,670.02	-681.00	362,825.68	27,264.34	0.00	27,264.34
ACCESS TO JUSTICE	16,273.39		0.00		24,900.73	0.00	24,900.73
IL VETERANS' REHABILITATION	809,377.28	1,682.92			215,383.16	-771.68	214,611.48
STATE BOATING ACT							
STATE PARKS			-98,500.00				
WILDLIFE & FISH							
SALMON	391,410.82	317,346.63	0.00	163,621.73	545,135.72	0.00	545,135.72
MILITARY AFFAIRS TRUST	302,267.99	109,548.76	0.00	65,894.28	345,922.47	-3,761.41	342,161.06
LOBBYIST REGISTRATION ADMIN			-9,294.41			0.00	
AGRICULTURAL PREMIUM	757,133.32	464.89					
AERONAUTICS		87,062.00		982.76		-62.51	
FIRE PREVENTION							
RURAL/ DOWNSTATE HEALTH ACCESS	466,205.13	138,000.00	-400.00	16,995.59	586,809.54	0.00	586,809.54
MENTAL HEALTH							
AMUSEMENT RIDE & PATRON SAFETY	278,944.46	320,960.11	-7,015.00	341,338.31	251,551.26	-2,745.00	248,806.26
FEDERAL TITLE III SOCIAL SECURITY & EMPLOYMENT SER							

FUND	Prev Year Cash Bal	FY24 Receipts	FY24 Transfers	FY24 Disbursements	Ending Cash Balance	Warrants Outstanding	Available Balance
SECRETARY OF STATE INTERAGENCY	199,434.81	15,285.47	0.00	22,500.00	192,220.28	0.00	192,220.28
IL EXECUTIVE MANSION TRUST	73,492.77	0.00	0.00	0.00	73,492.77	0.00	73,492.77
GUARDIANSHIP & ADVOCACY	1,469,237.46	1,828,808.26	-14,843.00	1,585,722.46	1,697,480.26	-2,414.44	1,695,065.82
NATURAL AREAS ACQUISITION	28,059,626.70	12,333,592.12	-189,900.00	15,626,023.77	24,577,295.05	-411,449.11	24,165,845.94
OPEN SPACE LANDS ACQUIS&DEVEL	168,792,427.45	28,840,313.13	-63,258.00	32,779,851.44	164,789,631.14	-2,459,332.08	162,330,299.06
FIRST RESPONDER BEHAVIORAL HEALTH GRANT FUND	10,000,000.00	0.00	0.00	0.00	10,000,000.00	0.00	10,000,000.00
STATE GARAGE REVOLVING	32,238,895.50	58,239,805.20	-260,377.00	55,110,029.02	35,108,294.68	-77,655.89	35,030,638.79
TECHNOLOGY MANAGEMENT REVOLVING FUND	14,998,731.01	677,408,806.68	32,255.89	671,407,171.79	21,032,621.79	-3,963,380.61	17,069,241.18
LICENSE TO READ	0.00	0.00	0.00	0.00	0.00	0.00	0.00
TICK RESEARCH, EDUCATION, AND EVALUATION	0.00	0.00	0.00	0.00	0.00	0.00	0.00
AIR TRANSPORTATION REVOLVING	790,559.42	0.00	0.00	2,918.38	787,641.04	0.00	787,641.04
TAX RECOVERY	1,733,044.69	1,589,807.76	0.00	1,213,415.32	2,109,437.13	-1,680.00	2,107,757.13
ILLINOIS PRODUCTION WORKFORCE FUND	0.00	248,965.29	0.00	123,919.68	125,045.61	-2,600.00	122,445.61
FACILITIES MANAGEMENT REVOLV	60,060,208.80	276,373,135.57	-304,400.00	258,565,742.81	77,563,201.56	-3,119,198.69	74,444,002.87
PROFESSIONAL SERVICES	31,924,408.28	2,074,785.14	66,832,871.00	48,629,384.07	52,202,680.35	-33,670.30	52,169,010.05
ICJIA VIOLENCE PREVENTION SPECIAL PROJECTS FUND	96,852.92	0.00	-1,632.00	161.38	95,059.54	-119.84	94,939.70
PENSION STABILIZATION FUND	0.00	0.00	0.00	0.00	0.00	0.00	0.00
SOUTH SUBURBAN BROWNFIELDS REDEVELOPMENT	0.00	0.00	0.00	0.00	0.00	0.00	0.00
FAMILY RESPONSIBILITY	404,197.02	175,890.00	0.00	108,696.75	471,390.27	0.00	471,390.27
MOTOR VEHICLE REVIEW BOARD	284,268.09	319,342.50	-400.00	202,916.70	400,293.89	0.00	400,293.89
STATE CORONAVIRUS URGENT REMEDIATION EMERGENCY FUND (STATE)	1,209,570,470.13	60,706,127.53	3,836,545.35	514,458,137.79	759,655,005.22	-5,612,747.52	754,042,257.70
LOCAL CORONAVIRUS URGENT REMEDIATION EMERGENCY FUND (LOCAL)	35,996.00	0.00	0.00	35,996.00	0.00	0.00	0.00
AFRICAN-AMERICAN HIV/AIDS RESPONSE FUND	3,597,499.54	10,026,415.84	-1,421.00	2,619,339.38	11,003,155.00	0.00	11,003,155.00
TATTOO AND BODY PIERCING ESTABLISHMENT REGISTRA	1,523,297.60	611,175.00	-950.00	414,614.19	1,718,908.41	-38,175.00	1,680,733.41
COUNTY PROVIDER TRUST	13,989,125.48	3,045,407,324.61	0.00	3,055,351,608.19	4,044,841.90	-100.00	4,044,741.90
COOPERATIVE HOUSING	0.00	0.00	0.00	0.00	0.00	0.00	0.00
WORKERS' COMPENSATION REVOLVING	30,890,581.50	4,135,720.16	87,067,100.00	112,626,232.40	9,467,169.26	0.00	9,467,169.26
FEDERAL SUPPORT AGREEMENT REV	3,443,423.83	22,686,775.47	0.00	23,537,476.52	2,592,722.78	-229,127.46	2,363,595.32
AMBULANCE REVOLVING LOAN FUND	1,814.84	332,253.70	0.00	332,828.26	1,240.28	0.00	1,240.28
CRIMINAL JUSTICE INFORMATION PROJECTS	90,011,126.54	2,157,317.59	63,521,879.65	61,415,790.23	94,274,533.55	-682,279.63	93,592,253.92
ENVIRONMENTAL LAB CERTIFICAT	344,021.84	432,936.57	-800.00	154,147.39	622,011.02	-236.97	621,774.05
MPEA TRUST	42,235,414.35	177,115,100.31	0.00	188,538,587.20	30,811,927.46	0.00	30,811,927.46
FEDERAL HOME INVESTMENT TRUST	5,263.00	0.00	0.00	0.00	5,263.00	-5,263.00	0.00
IL COMM COLL BRD CONTRCT & GRT	1,171,416.81	28,176,265.75	-9,407.40	26,515,861.04	2,822,314.12	0.00	2,822,314.12
PUBLIC HEALTH LAB SERVS REV	1,495,855.95	4,162,082.27	-14,116.00	610,134.59	5,033,687.63	-730.00	5,032,957.63
PROVIDER INQUIRY TRUST	271,166.00	120,763.39	0.00	0.00	391,929.39	0.00	391,929.39
AUDIT EXPENSE	61,953,974.86	2,364,137.47	25,712,617.00	30,367,672.76	59,663,056.57	-24,893.49	59,638,163.08
FEDERAL NATNL COMM SERVICES	1,367.85	0.00	-1,367.85	0.00	0.00	0.00	0.00
CARE PROV FOR PERSONS WITH DD	27,050,555.50	39,805,110.37	-15,392.00	43,365,508.91	23,474,764.96	0.00	23,474,764.96
LONG TERM CARE PROVIDER	127,810,228.85	692,519,402.11	9,988,053.99	799,926,341.00	30,391,343.95	-1,539,371.27	28,851,972.68
HOSPITAL PROVIDER	190,683,548.55	4,782,787,136.98	-415,135,813.00	4,452,349,408.78	105,985,463.75	-780,973.68	105,204,490.07
EMPLOYMENT & TRAINING	148,490,822.55	1,737,188,591.73	-2,121,480.00	1,802,044,503.23	81,513,431.05	-21,778,556.74	59,734,874.31
ELECTIONS SPECIAL PROJECTS	0.00	0.00	0.00	0.00	0.00	0.00	0.00
IMAGINATION LIBRARY OF ILLINOIS	0.00	1,633,687.54	0.00	1,600,000.00	33,687.54	0.00	33,687.54
ICCB FEDERAL TRUST	1,137,933.87	149,582.06	15,246.65	357,301.65	945,460.93	-53.50	945,407.43
FREEDOM SCHOOLS	10,258,013.00	0.00	0.00	7,127,765.00	3,130,248.00	-36,389.00	3,093,859.00
STATE PHEASANT	5,090,376.03	608,011.34	146,588.30	238,872.42	5,606,103.25	0.00	5,606,103.25
LOAN GUARANTEE ADMINISTRATIVE TRUST FUND	0.00	10,000,000.00	0.00	0.00	10,000,000.00	0.00	10,000,000.00

FUND	Prev Year Cash Bal	FY24 Receipts	FY24 Transfers	FY24 Disbursements	Ending Cash Balance	Warrants Outstanding	Available Balance
SPECIAL ED MEDICAID MATCHING	12,914,737.21	220,019,985.00	-4,992.00	225,653,452.50	7,276,277.71	-7,276,276.02	1.69
LAW ENFORCEMENT CAMERA GRANT FUND	32,952,368.64	33,267,003.56	0.00	5,243,025.76	60,976,346.44	-718,177.19	60,258,169.25
CHILD LABOR ENFORCEMENT	1,674,107.14	2,416,081.00	-11,991.00	705,502.00	3,372,695.14	0.00	3,372,695.14
ILLINOIS ABLE ACCOUNTS ADMINISTRATIVE FUND	52,431.23	38,016.69	0.00	0.00	90,447.92	0.00	90,447.92
IMSA SPECIAL PURPOSES TRUST	156,799.84	352,394.17	-258.36	385,769.03	123,166.62	-3,858.89	119,307.73
LEAD POISONING SCREENING, PREVENTION, AND ABATEM	8,333,591.64	17,758,119.00	-49,066.50	9,355,921.94	16,686,722.20	-500,372.91	16,186,349.29
ILLINOIS BULLYING AND CYBERBULLYING PREVENTION	0.00	0.00	0.00	0.00	0.00	0.00	0.00
SECURITIES AUDIT & ENFORCEMENT	19,318,635.42	13,917,318.00	-4,050,098.00	5,873,912.90	23,311,942.52	-828.17	23,311,114.35
DEPT OF BUSINESS SERV SP OPS	8,407,721.68	22,710,801.00	-7,420,901.00	12,542,252.43	11,155,369.25	-1,117.52	11,154,251.73
ILLINOIS TELECOMMUNICATIONS ACCESS CORPORATION FUND	19,300.36	217,265.34	-1,668.00	218,446.04	16,451.66	-16,451.66	0.00
HEALTH&HUMAN SERV MEDICAID TR	62,793,565.77	6,309,374.10	19,993,446.00	6,799,241.58	82,297,144.29	-46,269.46	82,250,874.83
PRISONER REVIEW BOARD VEHICLE AND EQUIPMENT	174,967.14	108,069.31	0.00	49,977.84	233,058.61	0.00	233,058.61
CAPITAL FACILITY AND TECHNOLOGY MODERNIZATION	4,300,000.00	0.00	0.00	0.00	4,300,000.00	0.00	4,300,000.00
DRUG TREATMENT	13,462,803.95	3,607,946.58	5,055,600.88	5,540,837.53	16,585,513.88	0.00	16,585,513.88
FEED CONTROL	4,221,330.61	2,853,812.74	-28,287.00	2,078,273.24	4,968,583.11	-6,169.40	4,962,413.71
TANNING FACILITY PERMIT	44,831.88	91,706.00	-20,604.92	90,498.48	25,434.48	-3,700.00	21,734.48
EQUITY IN LONG-TERM CARE QUALITY	17,891,181.60	5,550,810.10	0.00	156,073.07	23,285,918.63	-3,000.00	23,282,918.63
PLUMBING LICENSURE & PROGRAM	1,445,408.56	2,451,931.54	-13,376.00	2,350,409.17	1,533,554.93	-288.24	1,533,266.69
STATE TREASURER'S BANK SERVICE	18,043,650.92	0.00	8,388,744.67	7,202,467.76	19,229,927.83	-95,528.52	19,134,399.31
SECRETARY OF STATE EVIDENCE	77,768.54	199,290.94	0.00	0.00	277,059.48	0.00	277,059.48
NATURAL HERITAGE	60,555.14	0.00	0.00	0.00	60,555.14	0.00	60,555.14
MCCORMICK PLACE EXPANSION PROJ	0.01	237,543,472.94	-29,541,521.33	208,001,951.61	0.01	0.00	0.01
INSURANCE PREMIUM TAX REFUND	3,198,473.72	4,298,742.28	2,784.00	6,405,456.00	1,094,544.00	0.00	1,094,544.00
ICC FEDERAL GRANTS TRUST	0.00	287,438.00	81,288.00	368,726.00	0.00	0.00	0.00
CORPORATE FRANCHISE TAX REFUND	1,936,424.58	3,406,718.42	-1,096.00	12,749.52	5,329,297.48	-216,948.80	5,112,348.68
LYME DISEASE AWARENESS	0.00	0.00	0.00	0.00	0.00	0.00	0.00
REPATRIATION AND REINTERMENT	0.00	0.00	0.00	0.00	0.00	0.00	0.00
TAX COMPLIANCE & ADMIN	47,741,697.14	96,084,793.92	-271,192.00	91,345,025.02	52,210,274.04	-96,749.05	52,113,524.99
BOARD OF HIGHER EDUCATION STATE CONTRACTS AND GRANTS FUND	287,455.01	4,148,785.70	-18,791.68	4,385,780.75	31,668.28	0.00	31,668.28
APPRAISAL ADMINISTRATION	841,118.16	2,081,563.58	-469,963.94	977,961.45	1,474,756.35	-656.85	1,474,099.50
SMALL BUS ENVIRONMENTAL ASSIST	175,324.77	567,760.90	-1,100.00	507,495.14	234,490.53	0.00	234,490.53
REGUL EVAL & BASIC ENFORCEMENT	131,241.04	40,300.00	-2,146.75	27,443.83	141,950.46	0.00	141,950.46
SEXUAL ASSAULT SERVICES	536,451.33	154,344.17	0.00	0.00	690,795.50	0.00	690,795.50
IL HABITAT ENDOWMENT TRUST	13,123,957.23	731,026.95	0.00	0.00	13,854,984.18	0.00	13,854,984.18
IL HABITAT	5,770,914.68	1,140,994.51	-175,782.76	1,385,490.78	5,350,635.65	0.00	5,350,635.65
EQUAL PAY	148,100.00	478,750.00	0.00	0.00	626,850.00	0.00	626,850.00
SICKLE CELL CHRONIC DISEASE	1,000,000.00	1,000,000.00	0.00	52,442.84	1,947,557.16	0.00	1,947,557.16
GAINING EARLY AWARENESS AND READINESS FOR UNDER	4.90	0.00	0.00	0.00	4.90	0.00	4.90
SENIOR HEALTH INSURANCE PROG	69,148.04	1,198,199.96	0.00	1,199,187.31	68,160.69	0.00	68,160.69
TRAUMA CENTER	2,887,461.75	2,987,041.91	-9,860.00	3,164,440.45	2,700,203.21	-3,543.58	2,696,659.63
EMS ASSISTANCE	1,154,743.39	631,275.00	0.00	515,091.87	1,270,926.52	0.00	1,270,926.52
AUTISM CARE FUND	39,260.40	0.00	0.00	0.00	39,260.40	0.00	39,260.40
PROTEST	29,391,634.23	1,260,065.38	-8,154.00	20,900.14	30,622,645.47	0.00	30,622,645.47
ILLINOIS BROADBAND ADOPTION FUND	0.00	0.00	0.00	0.00	0.00	0.00	0.00
HUNGER-FREE CAMPUS GRANT	0.00	0.00	0.00	0.00	0.00	0.00	0.00
DEAF AND HARD OF HEARING SPECIAL PROJECTS FUND	23,306.93	80,000.00	0.00	64,624.50	38,682.43	-14,000.00	24,682.43
COMPREHENSIVE REGIONAL PLANNING FUND	0.00	0.00	0.00	0.00	0.00	0.00	0.00
GRANT ACCOUNTABILITY AND TRANSPARENCY FUND	3,700,229.64	4,708,707.88	490,595.00	3,597,866.46	5,301,666.06	0.00	5,301,666.06

FUND	Prev Year Cash Bal	FY24 Receipts	FY24 Transfers	FY24 Disbursements	Ending Cash Balance	Warrants Outstanding	Available Balance
DHS SPECIAL PURPOSE TRUST	76,500,030.78	114,895,283.49	16,794,580.46	110,583,108.82	97,606,785.91	-312,744.99	97,294,040.92
GEORGE BAILEY MEMORIAL FUND	140,601.40	6,904.91	0.00	0.00	147,506.31	0.00	147,506.31
SBE FEDERAL DEPT OF AGRI	996,648.89	981,478,724.88	-117,200.00	980,463,586.69	1,894,587.08	-758,724.94	1,135,862.14
CORONAVIRUS URGENT REMEDIATION EMERGENCY BORROWING FUND	0.00	0.00	0.00	0.00	0.00	0.00	0.00
COMMON SCHOOL	71,117,401.48	98,634,851.44	9,457,195,987.14	9,579,402,230.15	47,546,009.91	0.00	47,546,009.91
MOTOR FUEL TAX-COUNTIES	0.00	0.00	179,305,185.76	179,269,367.25	35,818.51	-35,818.51	0.00
MOTOR FUEL TAX-MUNICIPALITIES	76,912.82	0.00	251,467,712.71	251,473,264.48	71,361.05	-71,361.05	0.00
MOTOR FUEL TAX-TOWN & ROAD DIS	0.00	0.00	81,381,302.55	81,355,592.16	25,710.39	-25,710.39	0.00
MAP REFUND	0.00	0.00	0.00	0.00	0.00	0.00	0.00
STATE COLLEGE & UNIV TRUST	173,238.57	246,075.00	0.00	278,772.00	140,541.57	0.00	140,541.57
UNIVERSITY GRANT	112,111.00	82,800.00	0.00	40,475.00	154,436.00	0.00	154,436.00
DCEO PROJECTS FUND	2,569,680.06	1,535,754.26	0.00	3,869,012.08	236,422.24	-233,656.13	2,766.11
PUBLIC AID RECOVERIES TRUST	335,891,967.21	2,559,152,830.04	-978,734,917.74	1,785,088,475.31	131,221,404.20	-116,669.94	131,104,734.26
ELECTRIC VEHICLE REBATE FUND	364,859.94	12,220,685.05	0.00	11,952,951.61	632,593.38	-549,753.00	82,840.38
MANAGED CARE OVERSIGHT FUND	0.00	0.00	0.00	0.00	0.00	0.00	0.00
ILLINOIS POWER AGENCY TRUST FUND	14,632.70	2,273,383.21	-14,626.00	2,253,433.51	19,956.40	0.00	19,956.40
ILLINOIS POWER AGENCY OPERATIONS	6,898,446.30	42,448,301.81	3,938,549.94	37,274,859.00	16,010,439.05	-203,395.53	15,807,043.52
COAL TO SOLAR AND ENERGY STORAGE INITIATIVE FUND	0.00	0.00	0.00	0.00	0.00	0.00	0.00
ENERGY TRANSITION ASSISTANCE FUND	100,565,439.07	83,164,079.77	-21,050,000.00	12,843,858.32	149,835,660.52	-90,625.60	149,745,034.92
SUPREME COURT HISTORIC PRESERVATION FUND	1,265,014.34	1,052,458.81	0.00	1,080,887.46	1,236,585.69	-701.23	1,235,884.46
MULTIPLE SCLEROSIS RESEARCH	3,702,607.09	547,600.36	669,405.12	509,645.50	4,409,967.07	0.00	4,409,967.07
LIVESTOCK MGMT FACILITIES	17,002.51	14,760.00	0.00	11,651.18	20,111.33	0.00	20,111.33
SECOND INJURY	719,901.95	917,867.66	-3,248.97	792,176.50	842,344.14	-1,413.83	840,930.31
ORGANIZED RETAIL CRIME ENFORCEMENT FUND	0.00	0.00	0.00	0.00	0.00	0.00	0.00
FEDERAL HIGH SPEED RAIL TRUST	8,759,508.52	3,817,858.76	0.00	7,074,999.04	5,502,368.24	0.00	5,502,368.24
COURT OF CLAIMS ADMIN & GRANT	0.00	78,634.11	0.00	78,634.11	0.00	0.00	0.00
CHARITABLE TRUST STABILIZATION FUND	959,453.20	540,180.24	0.00	432,281.80	1,067,351.64	-8,000.00	1,059,351.64
SAFETY RESPONSIBILITY	3,887,898.69	1,039,646.10	-182,758.73	912,344.39	3,832,441.67	-21,890.00	3,810,551.67
QUALITY OF LIFE ENDOWMENT FUND	2,747,596.39	1,272,176.82	258,999.06	628,715.29	3,650,056.98	-10,555.12	3,639,501.86
IL STATE FAIR	6,340,790.85	14,489,223.98	-46,600.00	9,035,255.81	11,748,159.02	-21,088.08	11,727,070.94
FEDERAL AGRICULTURAL MARKETING SERVICE	71,958.45	0.00	0.00	58,690.60	13,267.85	0.00	13,267.85
AGRICULTURAL MASTER	1,379,364.15	1,290,170.40	0.00	948,489.69	1,721,044.86	0.00	1,721,044.86
PUBLIC DEFENDER FUND	10,000,000.00	0.00	0.00	10,000,000.00	0.00	0.00	0.00
FLOOD CONTROL LAND LEASE	36,545.61	551,829.22	0.00	544,770.40	43,604.43	0.00	43,604.43
EMPLOYEE CALSSSIFICATION	159,330.03	41,362.50	-6,500.00	44,460.90	149,731.63	-47.00	149,684.63
GI EDUCATION	1,395,332.55	1,682,177.47	0.00	1,462,405.03	1,615,104.99	0.00	1,615,104.99
MEDICAID TECHNICAL ASSISTANCE CENTER	502,165.05	542,104.50	0.00	0.00	1,044,269.55	0.00	1,044,269.55
INTERPRETERS FOR THE DEAF	855,922.16	247,753.83	0.00	46,130.81	1,057,545.18	-1,093.46	1,056,451.72
ILLINOIS STATE TOLL HIGHWAY CONSTRUCTION	0.00	0.00	0.00	0.00	0.00	0.00	0.00
INDIGENT BAIID	44,499.09	209,827.57	0.00	204,391.71	49,934.95	-284.76	49,650.19
IL TOURISM TAX	4,837,680.87	28,669,500.84	0.00	28,555,282.32	4,951,899.39	0.00	4,951,899.39
MONITORING DEVICE DRIVING PERMIT ADMINISTRATION F	3,122,204.35	811,804.00	-1,616.00	1,731,648.62	2,200,743.73	0.00	2,200,743.73
ROTARY CLUB	8,251.00	3,614.00	0.00	8,000.00	3,865.00	0.00	3,865.00
ILLINOIS STATE TOLL HIGHWAY AUTHORITY FUND	1,059,058,474.53	1,773,312,710.88	-696,429.09	1,968,151,586.97	863,523,169.35	-3,913,771.18	859,609,398.17
GROUP INSURANCE PREMIUM	14,352,605.65	89,072,453.15	-13,438.00	89,132,135.46	14,279,485.34	-7,797,639.93	6,481,845.41
AUTISM AWARENESS	24,275.00	21,925.00	0.00	0.00	46,200.00	0.00	46,200.00
OVARIAN CANCER AWARENESS	3,738.00	12,212.00	0.00	12,272.00	3,678.00	0.00	3,678.00
PAYROLL CONSOLIDATION	130,311,743.51	6,166,508,015.52	0.00	6,078,936,281.57	217,883,477.46	-217,883,477.46	0.00

FUND	Prev Year Cash Bal	FY24 Receipts	FY24 Transfers	FY24 Disbursements	Ending Cash Balance	Warrants Outstanding	Available Balance
PARITY ADVANCEMENT FUND	4,855,066.59	0.00	0.00	512,109.21	4,342,957.38	0.00	4,342,957.38
COMMERCIAL CONSOLIDATION	1,786,517,801.43	95,333,307,619.50	0.00	95,464,136,749.21	1,655,688,671.72	-1,655,688,671.72	0.00
ILL. PROFESSIONAL GOLFERS ASSOC. FOUNDATION JUNIO	50,127.00	51,795.00	0.00	55,000.00	46,922.00	0.00	46,922.00
BOY SCOUT AND GIRL SCOUT	18,825.00	18,450.00	0.00	17,475.00	19,800.00	0.00	19,800.00
LAND & WATER RECREATION	1,081,294.10	186,787.00	0.00	311,992.37	956,088.73	0.00	956,088.73
AGRICULTURE IN THE CLASSROOM	77,800.00	158,050.00	0.00	160,000.00	75,850.00	0.00	75,850.00
SHEET METAL WORKERS INTERNATIONAL ASSOCIATION O	12,582.00	3,014.00	0.00	6,000.00	9,596.00	0.00	9,596.00
AUTOIMMUNE DISEASE RESEARCH	49,907.35	2,317.53	0.00	0.00	52,224.88	0.00	52,224.88
LIBRARY SERVICES	51,948.65	5,358,676.97	0.00	5,368,933.68	41,691.94	-8,099.85	33,592.09
STATE LIBRARY	27,020.02	3,048.48	0.00	2,965.59	27,102.91	0.00	27,102.91
TEACHERS RETIREMENT SYSTEM	657,203,343.84	8,453,867,824.44	-296,753.00	8,426,359,195.90	684,415,219.38	-683,911,921.61	503,297.77
WHOLESONE MEAT	2,549,982.55	7,283,734.28	0.00	8,447,175.88	1,386,540.95	-205,731.56	1,180,809.39
JUDGES RETIREMENT SYSTEM	18,534,868.54	202,776,470.97	-47,741.00	203,219,244.66	18,044,353.85	-440,945.70	17,603,408.15
PREDATORY LENDING DATABASE PROGRAM FUND	0.00	0.00	0.00	0.00	0.00	0.00	0.00
STATE EMPLOYEES RETIREMENT SYS	311,596,620.60	3,436,997,514.69	-282,938.00	3,441,110,380.22	307,200,817.07	-23,321,705.52	283,879,111.55
SEC OF STATE IDENTIFICATION SECURITY AND THEFT PRE	37,364,598.00	0.00	9,887,324.00	12,359,890.36	34,892,031.64	0.00	34,892,031.64
GENERAL ASSEMBLY RETIREMENT	6,563,627.76	28,229,254.51	-44,353.00	28,476,275.10	6,272,254.17	-29,782.55	6,242,471.62
UNCLAIMED PROPERTY TRUST	230,154,588.81	589,759,446.07	-192,250,000.00	263,014,909.81	364,649,125.07	-26,047,946.99	338,601,178.08
SECRETARY OF STATE SPEC SERV	20,561,698.77	98,003,186.41	4,122,962.28	27,395,357.61	95,292,489.85	-144,445.42	95,148,044.43
NUCLEAR CIVIL PROTECTION PLAN	61,286.17	5,816,108.77	0.00	5,848,349.00	29,045.94	-8,190.00	20,855.94
WARRANT ESCHEAT	1,261,295.93	56,356,529.98	-33,341,409.88	19,354,145.56	4,922,270.47	-4,422,270.47	500,000.00
UNCF SCHOLARSHIP	0.00	3,552.22	670,163.12	0.00	673,715.34	0.00	673,715.34
ILLINOIS DREAM	0.00	0.00	670,163.12	0.00	670,163.12	0.00	670,163.12
CRIMINAL JUSTICE TRUST	24,645,217.52	69,606,591.11	0.00	67,783,732.24	26,468,076.39	-412,585.14	26,055,491.25
ROADSIDE MONARCH HABITAT FUND	210.00	9,166.00	0.00	0.00	9,376.00	0.00	9,376.00
OUTDOOR RX PROGRAM	0.00	0.00	0.00	0.00	0.00	0.00	0.00
FEDERAL AID DISASTER	1,484,600.83	317,326,919.17	-188,553.75	316,876,807.78	1,746,158.47	-1,519,523.22	226,635.25
ILLINOIS GRADUATE AND RETAIN OUR WORKFORCE (IGROW) TECH	0.00	0.00	0.00	0.00	0.00	0.00	0.00
ANTITRUST ENFORCEMENT	0.00	0.00	0.00	0.00	0.00	0.00	0.00
PAID LEAVE FOR ALL WORKERS	0.00	0.00	0.00	0.00	0.00	0.00	0.00
OLD AGE SURVIVORS INSURANCE	1,800,065.50	72,079,430.70	0.00	71,346,161.71	2,533,334.49	-57,694.85	2,475,639.64
SUPPORT OUR TROOPS	11,825.00	41,800.00	0.00	42,150.00	11,475.00	0.00	11,475.00
FEDERAL CIVIL PREPARED ADMIN	28,812.82	1,205,014.78	0.00	1,196,405.06	37,422.54	-9,490.72	27,931.82
SCHOOL FACILITY OCCUPATION TAX	48,783,696.57	230,941,960.90	0.00	228,799,886.59	50,925,770.88	0.00	50,925,770.88
DOMESTIC VIOLENCE	348,823.74	309,812.00	0.00	463,471.98	195,163.76	0.00	195,163.76
STATE MILITARY JUSTICE FUND	80,000.00	0.00	0.00	0.00	80,000.00	0.00	80,000.00
VETERANS' AFFAIRS STATE PROJECTS FUND	2,117.36	0.00	0.00	0.00	2,117.36	0.00	2,117.36
EARLY INTERVENTION SERVICES REVOLVING	31,781,563.70	215,186,241.69	-101,802.00	207,121,977.38	39,744,026.01	-1,045,538.15	38,698,487.86
ELECTRONIC HEALTH RECORD INCENTIVE	0.24	0.00	0.00	0.00	0.24	0.00	0.24
WILDLIFE PRAIRIE PARK	9,125.15	15,870.83	0.00	16,810.78	8,185.20	0.00	8,185.20
ATHLETICS SUPERVISION & REGULATION	0.00	0.00	0.00	0.00	0.00	0.00	0.00
STATE SMALL BUSINESS CREDIT INITIATIVE	131,583,524.93	16,330,891.75	-45,848.18	60,173,561.89	87,695,006.61	-2,482,027.50	85,212,979.11
MASTER MASON	8,367.50	29,890.25	0.00	28,989.75	9,268.00	0.00	9,268.00
DEPARTMENT OF HUMAN SERVICES COMMUNITY	139,778,892.59	6,299,547.52	60,677,708.86	64,286,152.43	142,469,996.54	-130,280.49	142,339,716.05
IL FIRE FIGHTERS' MEMORIAL	8,297,972.64	447,582.00	0.00	256,861.17	8,488,693.47	0.00	8,488,693.47
AFTER-SCHOOL RESCUE	50,364.91	0.00	0.00	0.00	50,364.91	0.00	50,364.91
IL STATE CRIME STOPPERS ASSOCIATION	7,749.79	0.00	0.00	0.00	7,749.79	0.00	7,749.79
STATE ASSET FORFEITURE	1,332,835.99	1,532,077.73	483.00	1,327,872.93	1,537,523.79	-69,067.12	1,468,456.67
DEPARTMENT OF HUMAN SERVICES COMMUNITY	95,849,653.78	24,155,721.57	59,349,841.58	39,576,324.34	139,778,892.59	-100,813.31	139,678,079.28
IL FIRE FIGHTERS' MEMORIAL	8,038,480.64	459,492.00	0.00	200,000.00	8,297,972.64	0.00	8,297,972.64
AFTER-SCHOOL RESCUE	50,364.91	0.00	0.00	0.00	50,364.91	0.00	50,364.91
IL STATE CRIME STOPPERS ASSOCIATION	7,749.79	0.00	0.00	0.00	7,749.79	0.00	7,749.79
STATE ASSET FORFEITURE	1,525,722.26	1,459,696.10	-1,740.00	1,650,842.37	1,332,835.99	-22,282.80	1,310,553.19

FUND	Prev Year Cash Bal	FY24 Receipts	FY24 Transfers	FY24 Disbursements	Ending Cash Balance	Warrants Outstanding	Available Balance
LOCAL GOVERNMENT DISTRIBUTIVE	193,878,862.90	2,155,947,988.06	400,390,688.47	2,535,180,822.59	215,036,716.84	-1,213,891.39	213,822,825.45
POLICE TRAINING BOARD SERVICES	18,408.42	2,000.00	0.00	0.00	20,408.42	0.00	20,408.42
EXPERIMENTAL AIRCRAFT ASSOCIATION FUND	0.00	0.00	0.00	0.00	0.00	0.00	0.00
FEDERAL ASSET FORFEITURE	455,259.02	1,203,585.90	0.00	509,770.00	1,149,074.92	0.00	1,149,074.92
CHILD ABUSE COUNCIL OF THE QUAD CITIES FUND	0.00	0.00	0.00	0.00	0.00	0.00	0.00
THE MONEY FOLLOWS THE PERSON BUDGET TRANSFER	5,233,122.12	762,524.80	-1,545.14	737,783.84	5,256,317.94	0.00	5,256,317.94
DEPT OF CORRECTIONS REIMBURSEM	38,088,759.91	55,811,179.35	-29,792,865.05	13,088,954.49	51,018,119.72	-45,110.35	50,973,009.37
HEALTH FACILITY PLAN REVIEW	1,237,674.89	1,093,942.45	-4,176.00	1,025,262.13	1,302,179.21	0.00	1,302,179.21
SEX OFFENDER MANAGEMENT BOARD	331,761.62	41,551.33	0.00	8,986.75	364,326.20	0.00	364,326.20
DOMESTIC VIOLENCE ABUSER SERVI	217,339.26	25,134.33	0.00	0.00	242,473.59	0.00	242,473.59
IL STATE BOARD OF INVESTMENTS	697,170.37	4,725,000.00	-225,000.00	4,523,335.38	673,834.99	-6,777.05	667,057.94
ILLINOIS SMALL BUSINESS FUND	0.00	0.00	0.00	0.00	0.00	0.00	0.00
ENERGY EFFICIENCY PORTFOLIO STANDARDS	0.00	0.00	0.00	0.00	0.00	0.00	0.00
IL DEPT OF CORRECTIONS PAROLE DIVISION OFFENDER S	30,757.20	581.38	0.00	0.00	31,338.58	0.00	31,338.58
ATTORNEY GENERAL TOBACCO	856,622.06	2,500,000.00	0.00	2,146,124.58	1,210,497.48	-307,700.00	902,797.48
IL WORKERS' COMP COMM OPERATNS	4,833,214.06	27,205,124.90	-251,229.16	28,984,525.24	2,802,584.56	-2,675.06	2,799,909.50
OFFENDER REGISTRATION FUND	183,099.79	202,780.88	41,848.27	121,840.29	305,888.65	0.00	305,888.65
LEADS MAINTENANCE	760,146.92	329,998.78	189.00	150,437.60	939,897.10	0.00	939,897.10
IL HISTORIC SITES	1,701,818.58	1,943,269.65	-32,300.00	1,937,182.20	1,675,606.03	-136.26	1,675,469.77
DEATH PENALTY ABOLITION	4,523,813.47	0.00	-2,448.00	1,244,047.38	3,277,318.09	0.00	3,277,318.09
ELECTRONIC BENEFITS TRANSFERS	0.00	296,431,336.00	0.00	271,431,336.00	25,000,000.00	-25,000,000.00	0.00
INFRASTRUCTURE DEVELOPMENT FUND	0.00	0.00	0.00	0.00	0.00	0.00	0.00
AG COURT ORDER & VOL COMPLY	25,282,473.02	3,146,261.09	7,845.00	17,415,386.06	11,021,193.05	-227,994.13	10,793,198.92
COMPTROLLER'S ADMINISTRATIVE	1,535,969.50	660,615.89	0.00	747,528.91	1,449,056.48	-11,038.69	1,438,017.79
DOIT SPECIAL PROJECTS	5,823,372.79	4,690,671.63	-82,261.89	5,276,014.14	5,155,768.39	0.00	5,155,768.39
PUBLIC PENSION REGULATION	8,634,837.00	544,324.00	833.00	394,292.52	8,785,701.48	0.00	8,785,701.48
CONSERVATION POLICE OPERATIONS ASSISTANCE	2,995,673.87	1,114,047.85	0.00	1,083,785.01	3,025,936.71	0.00	3,025,936.71
DRYCLEANER ENVIRON RESPONSE TR	1,423,690.55	1,248,099.03	-600.00	1,184,086.43	1,487,103.15	0.00	1,487,103.15
IL CHARITY BUREAU	476,659.77	2,131,974.62	664.00	2,005,645.15	603,653.24	-400.00	603,253.24
SUPPLEMENTAL LOW INCOME ENERGY	69,930,862.25	96,382,115.60	0.00	147,013,875.46	19,299,102.39	-20,834.81	19,278,267.58
ANTI-POLLUTION	3,046,480.25	54,831,169.22	-2,164,278.00	1,583,664.87	54,129,706.60	0.00	54,129,706.60
WORKFORCE, TECHNOLOGY, AND ECO	70,238,770.41	55,090,000.00	0.00	5,498,449.35	119,830,321.06	0.00	119,830,321.06
TRANSPORTATION BOND, SERIES A FUND	154,667,264.98	551,096,297.63	113,998,469.00	426,832,675.76	392,929,355.85	0.00	392,929,355.85
TRANSPORTATION BOND, SERIES B FUND	190,982,131.53	0.00	-29,084,078.00	115,658,003.13	46,240,050.40	0.00	46,240,050.40
GOOD SAMARITAN ENERGY TRUST	14,546.97	0.00	0.00	0.00	14,546.97	0.00	14,546.97
IL PREPAID TUITION TRUST	3,043,665.01	107,862,954.93	-65,279.00	107,647,164.68	3,194,176.26	-1,750,304.66	1,443,871.60
FLOOD PREVENTION OCCUPATION TAX	3,995,968.86	17,730,759.18	0.00	17,492,127.14	4,234,600.90	0.00	4,234,600.90
DOWNSTATE TRANSIT IMPROVEMENT	12,663,649.64	0.00	250,000,000.00	4,840,710.59	257,822,939.05	0.00	257,822,939.05
SBE FEDERAL AGENCY SERVICES	6,030.00	5,554,456.90	-73,720.22	5,450,271.66	36,495.02	-14,645.76	21,849.26
SBE FEDERAL DEPT OF EDUCATION	5,230,406.17	3,794,315,106.14	-20,140,883.18	3,774,518,230.25	4,886,398.88	-4,148,050.33	738,348.55
PAWNBROKER REGULATION	36,418.61	195,620.00	-71,618.12	70,356.05	90,064.44	0.00	90,064.44
RENEWABLE ENERGY RESOURCES TR	8,404,849.77	5,439,942.58	-7,834.00	6,000,000.00	7,836,958.35	0.00	7,836,958.35
DCFS FEDERAL PROJECTS	159,859.89	7,711,102.56	0.00	7,291,178.57	579,783.88	-91,430.95	488,352.93
CHARTER SCHOOLS REVOLVING LOAN	26,832.78	0.00	0.00	0.00	26,832.78	0.00	26,832.78
SCHOOL INFRASTRUCTURE	94,676,245.49	34,852,215.64	-9,904,156.24	47,351,497.24	72,272,807.65	0.00	72,272,807.65
SCHOOL TECHNOLOGY REVOLV LN	3,906,235.23	335,177.28	0.00	446,650.00	3,794,762.51	0.00	3,794,762.51
IL & MICHIGAN CANAL	8,271.72	5,325.00	0.00	0.00	13,596.72	0.00	13,596.72
ENERGY EFFICIENCY TRUST	17,254,019.82	3,238,493.00	0.00	53,185.01	20,439,327.81	0.00	20,439,327.81

FUND	Prev Year Cash Bal	FY24 Receipts	FY24 Transfers	FY24 Disbursements	Ending Cash Balance	Warrants Outstanding	Available Balance
FIRE TRUCK REVOLVING LOAN	24,771.96	1,972,206.48	0.00	1,975,966.38	21,012.06	0.00	21,012.06
OFF HIGHWAY VEHICLE TRAILS	1,147,322.36	496,525.11	0.00	139,609.37	1,504,238.10	0.00	1,504,238.10
JUVENILE REHAB SERV MEDICAID	3.72	0.00	0.00	0.00	3.72	0.00	3.72
PESTICIDE CONTROL	4,370,250.56	8,428,948.07	-32,987.06	5,777,910.03	6,988,301.54	-91,280.93	6,897,020.61
COMMUNITY COLLEGE HEALTH INSUR	1,893,332.48	34,310,327.39	49,993,436.00	84,988,797.29	1,208,298.58	-77,016.47	1,131,282.11
MPEA RESERVE FUND	895.89	0.00	0.00	0.00	895.89	0.00	895.89
SAVINGS BANK REGULATORY FUND	2,400,478.11	426,499.56	-223,325.64	97,253.18	2,506,398.85	0.00	2,506,398.85
FIRE PREVENTION DIVISION	0.00	600,145.80	0.00	538,230.80	61,915.00	0.00	61,915.00
DCFS SPECIAL PURPOSE TRUST	3,782,973.40	18,705,544.70	0.00	13,800,664.49	8,687,853.61	0.00	8,687,853.61
TAX SUSPENSE TRUST	6,309,470.02	256,152.94	0.00	243,843.43	6,321,779.53	-12,120.49	6,309,659.04
IL PAN HELLENIC TRUST	167,929.80	71,450.00	0.00	70,500.00	168,879.80	0.00	168,879.80
PARK DISTRICT YOUTH PROGRAM	6,850.00	24,625.00	0.00	24,550.00	6,925.00	0.00	6,925.00
HOSPICE FUND	970.00	3,008.00	0.00	2,459.00	1,519.00	-457.00	1,062.00
SEPTEMBER 11TH	159,691.64	104,850.00	0.00	184,546.15	79,995.49	0.00	79,995.49
TRANS SAFETY HIGHWAY HIRE-BACK	247,427.58	164,923.05	0.00	200,000.00	212,350.63	0.00	212,350.63
STAR BOND REVENUE	0.00	1,198,579.24	0.00	598,579.24	600,000.00	0.00	600,000.00
STAR BOND SCHOOL IMPROVEMENT AND OPERATIONS	0.00	0.00	0.00	0.00	0.00	0.00	0.00
DHS FEDERAL PROJECTS	419,722.67	26,554,547.10	-433,897.94	21,163,167.41	5,377,204.42	-528,036.20	4,849,168.22
INCOME TAX BOND FUND	0.00	0.00	0.00	0.00	0.00	0.00	0.00
IL ROUTE 66 HERITAGE PROJECT	67,150.00	216,400.00	0.00	215,950.00	67,600.00	0.00	67,600.00
ILLIANA EXPRESSWAY PROCEEDS	0.00	0.00	0.00	0.00	0.00	0.00	0.00
FOREIGN LANGUAGE INTERPRETER	492,662.34	26,826.25	0.00	55,187.48	464,301.11	-325.00	463,976.11
POLICE MEMORIAL COMMITTEE	47,858.00	513,377.00	-813.00	495,544.67	64,877.33	0.00	64,877.33
MAMMOGRAM	102,900.00	92,576.00	0.00	0.00	195,476.00	0.00	195,476.00
ATTORNEY GENERAL WHISTLEBLOWER	1,062,125.99	4,356,796.01	4,608.00	756,763.43	4,666,766.57	-30,085.60	4,636,680.97
PROSTATE CANCER AWARENESS FUND	0.00	0.00	0.00	0.00	0.00	0.00	0.00
STATE COOPERATIVE EXTEN SERV	6,023,917.30	12,327,844.88	0.00	17,184,468.10	1,167,294.08	0.00	1,167,294.08
PORT DEVELOPMENT REVOLVNG LOAN	204,153.96	0.00	0.00	0.00	204,153.96	0.00	204,153.96
TEMPORARY RELOCATION EXPENSES	494,041.06	0.00	0.00	0.00	494,041.06	0.00	494,041.06
SPECIAL PROJECTS DIVISION	2,073,979.64	1,883,396.58	0.00	659,994.15	3,297,382.07	-151.75	3,297,230.32
PARTNERS FOR CONSERVATION	6,506,916.80	137.40	17,457,447.69	16,231,613.35	7,732,888.54	-767,643.36	6,965,245.18
PARTNERS FOR CONSERVATION PROJECTS	1,381,226.88	0.00	0.00	72,477.00	1,308,749.88	0.00	1,308,749.88
PEDIATRIC CANCER AWARENESS FUND	160.00	0.00	0.00	0.00	160.00	0.00	160.00
FUND FOR ILLINOIS' FUTURE	95,386.02	2,416.87	348,750,000.00	0.00	348,847,802.89	0.00	348,847,802.89
STATEWIDE 9-1-1 FUND	62,437,724.84	240,283,351.73	0.00	213,249,159.29	89,471,917.28	-2,648,032.77	86,823,884.51
DEBT SETTLEMENT CONSUMER PROTECTION	415,369.81	19,288.96	0.00	0.00	434,658.77	0.00	434,658.77
CDB CONTRIBUTORY TRUST	83,473,590.27	77,334,443.67	0.00	25,364,424.05	135,443,609.89	-46,822.65	135,396,787.24
SERVICES FOR OLDER AMERICANS	1,023,456.98	90,460,003.15	0.00	90,588,678.48	894,781.65	-17,154.12	877,627.53
QUINCY VETERAN HOME	25,336,984.90	23,979,859.37	22,632.00	12,613,500.78	36,725,975.49	-502.61	36,725,472.88
HORSEMEN'S COUNCIL OF ILLINOIS FUND	0.00	0.00	0.00	0.00	0.00	0.00	0.00
INTERNATIONAL TOURISM	6,525,916.53	5,823,245.04	-7,400.00	2,472,370.04	9,869,391.53	0.00	9,869,391.53
MOTOR VEHICLE LICENSE PLATE	15,299,412.73	13,892,006.93	-31,510.40	17,158,783.28	12,001,125.98	-60,795.70	11,940,330.28
SPECIAL OLYMPICS ILLINOIS	4,280.00	13,640.00	0.00	15,005.00	2,915.00	0.00	2,915.00
CHICAGO TRAVEL INDUSTRY PROMOTION	15,852,660.40	11,200,878.11	0.00	14,236,517.22	12,817,021.29	0.00	12,817,021.29
MATURED BOND & COUPON	0.00	0.00	0.00	0.00	0.00	0.00	0.00
PROSTATE CANCER RESEARCH	25,566.05	0.00	0.00	0.00	25,566.05	0.00	25,566.05
PUBLIC TRANSPORTATION	121,591,305.89	375,100,487.83	262,844,978.28	649,133,816.23	110,402,955.77	-166.88	110,402,788.89
ESSENTIAL GOVERNMENT SERVICES SUPPORT	0.00	0.00	0.00	0.00	0.00	0.00	0.00

FUND	Prev Year Cash Bal	FY24 Receipts	FY24 Transfers	FY24 Disbursements	Ending Cash Balance	Warrants Outstanding	Available Balance
REAL ESTATE RECOVERY	3,015,298.00	141,763.59	0.00	9,520.34	3,147,541.25	0.00	3,147,541.25
ILLINOIS RACING QUARTER HORSE BREEDERS	139,227.59	10,742.59	0.00	0.00	149,970.18	0.00	149,970.18
HORSE RACING	11,243,425.27	7,252,255.73	-5,112,700.00	5,576,378.05	7,806,602.95	-16,808.50	7,789,794.45
STATE TREASURER'S CAPITAL	174,185.37	6,475.55	250,000.00	291,781.27	138,879.65	0.00	138,879.65
DEATH CERTIFICATE SURCHARGE	1,479,698.49	1,789,570.50	-2,060.00	1,673,112.75	1,594,096.24	-15,286.00	1,578,810.24
COMMERCE & COMM AFFAIRS ASST	6,152,247.36	16,140,336.52	-415,690.45	18,770,380.42	3,106,513.01	-1,114,424.90	1,992,088.11
STATE POLICE WIRELESS SERVICE	10,584.15	0.00	0.00	10,584.15	0.00	0.00	0.00
IL ADOPT REGISTRY & MED INFO	95,469.02	7,035.00	0.00	0.00	102,504.02	0.00	102,504.02
CHICAGO POLICE MEMORIAL FOUNDATION	11,647.00	386,743.98	-708.00	370,104.65	27,578.33	0.00	27,578.33
FUND FOR THE ADVANCEMENT OF EDUCATION	133,113,641.26	920,415,069.47	-23,286.34	838,792,087.00	214,713,337.39	-208,613.00	214,504,724.39
DHS STATE PROJECTS	79,428,956.95	28,408,128.84	19,940,187.00	98,923,182.28	28,854,090.51	0.00	28,854,090.51
COMMITMENT TO HUMAN SERVICES	132,783,979.14	920,515,988.74	246.65	896,071,038.82	157,229,175.71	-556,508.09	156,672,667.62
LAW ENFORCEMENT RECRUITMENT AND RETENTION FUND	0.00	20,000,000.00	0.00	13,037,884.82	6,962,115.18	-60,200.00	6,901,915.18
ALCOHOLISM & SUBSTANCE ABUSE	313,859.74	41,756,468.20	0.00	41,717,965.59	352,362.35	-285,297.00	67,065.35
DOWNSTATE PUBL TRANSPORTATION	310,271,123.37	300,165,735.29	-250,011,631.00	236,812,944.95	123,612,282.71	-601,412.32	123,010,870.39
MOTOR CARRIER SAFETY INSPECTIO	1,765,441.29	2,197,910.90	-20,793.00	2,073,474.77	1,869,084.42	0.00	1,869,084.42
WATERSHED PARK	4,353.74	0.00	0.00	0.00	4,353.74	0.00	4,353.74
COAL DEVELOPMENT	320,000.00	0.00	-320,000.00	0.00	0.00	0.00	0.00
HEALTHY SMILES	215,954.72	181,092.00	-738.00	119,489.64	276,819.08	-245.00	276,574.08
ILLINOIS POLICE ASSOCIATION	39,627.00	117,267.00	0.00	120,000.00	36,894.00	0.00	36,894.00
HORSE RACING PURSE EQUITY	0.00	0.00	5,100,000.00	5,100,000.00	0.00	0.00	0.00
IL ARTS COUNCIL FEDERAL GRANT	191,779.16	1,152,497.68	0.00	1,303,149.48	41,127.36	-12,900.00	28,227.36
STATE OFF-SET CLAIMS	30,885,346.29	99,517,004.52	0.00	86,215,829.56	44,186,521.25	-19,798,193.03	24,388,328.22
HISTORIC PROPERTY ADMINISTRATIVE FUND	2,271,103.78	228,480.29	-2,800.00	0.00	2,496,784.07	0.00	2,496,784.07
ACADEMIC QUALITY ASSURANCE FUND-BD OF HIGHER ED	826,145.22	66,250.00	443,128.62	313,947.27	1,021,576.57	0.00	1,021,576.57
OCTAVE CHANUTE AEROSPACE HERITAGE	40,322.00	37,108.00	0.00	35,000.00	42,430.00	0.00	42,430.00
STUDENT LOAN OPERATION	68,796,379.60	84,230,980.22	0.00	86,434,364.04	66,592,995.78	-109,797.88	66,483,197.90
PRESCRIPTION PILL AND DRUG DISPOSAL	604,576.74	119,144.98	0.00	0.00	723,721.72	0.00	723,721.72
DISASTER RESPONSE AND RECOVERY	34,982,686.82	2,572,768.98	0.00	16,987,306.85	20,568,148.95	-132.07	20,568,016.88
COLLEGE SAVINGS POOL ADMINISTR	3,424,275.64	2,463,090.81	-105,000.00	3,103,764.89	2,678,601.56	-133.74	2,678,467.82
AIRPORT LAND LOAN REVOLVING	103,065.13	4,785.39	0.00	0.00	107,850.52	0.00	107,850.52
FEDERAL TITLE IV FIRE PROT	879,646.06	0.00	0.00	687,359.42	192,286.64	-4,420.90	187,865.74
RENTAL PURCHASE AGREEMENT TAX REFUND FUND	0.00	0.00	0.00	0.00	0.00	0.00	0.00
CONSUMER INTERVENOR COMPENSATION FUND	1,345,263.00	3,000,000.00	0.00	232,043.95	4,113,219.05	0.00	4,113,219.05
DEPT OF INSURANCE FED TRUST	745.85	0.00	0.00	0.00	745.85	0.00	745.85
IL STDNT ASST COMM CONTR & GRT	99,493.00	3,507,271.00	0.00	2,412,290.73	1,194,473.27	-10,682.95	1,183,790.32
ILLINOIS HEALTH BENEFITS EXCHANGE FUND	0.00	0.00	10,000,000.00	601,970.41	9,398,029.59	0.00	9,398,029.59
RATE ADJUSTMENT	6,477,375.49	17,849,834.57	-27,162.78	14,546,906.62	9,753,140.66	-199,175.61	9,553,965.05
BUDGET STABILIZATION	1,940,067,245.14	90,618,456.34	70,342,839.42	5,120.20	2,101,023,420.70	0.00	2,101,023,420.70
COURT OF CLAIMS FEDERAL GRANT	27,930.40	747,180.65	0.00	527,005.98	248,105.07	-228,955.62	19,149.45
IEMA STATE PROJECTS	0.00	38,000,000.00	0.00	662,418.67	37,337,581.33	-23,639.85	37,313,941.48
AGRICULTURE PESTICIDE CONTROL	1,457,246.61	542,037.63	0.00	315,298.54	1,683,985.70	0.00	1,683,985.70
DHS PRIVATE RESOURCE	2,034,565.19	8,839.69	0.00	151,526.33	1,891,878.55	0.00	1,891,878.55
LEUKEMIA TREATMENT & EDUCATION	0.00	0.00	0.00	0.00	0.00	0.00	0.00
ICCB ADULT EDUCATION	818,038.43	29,942,167.65	0.00	30,496,947.36	263,258.72	-5,400.00	257,858.72
CAPITAL PROJECTS	568,177,354.95	1,625,240,224.00	-1,302,349,520.28	0.00	891,068,058.67	0.00	891,068,058.67
TRANSPORTATION BOND SERIES D	115,084,126.37	26,652,710.49	-84,914,391.00	11,307,687.05	45,514,758.81	-3,084.50	45,511,674.31
ROADSIDE MEMORIAL	258,735.82	193,604.32	-258,735.82	0.00	193,604.32	0.00	193,604.32

FUND	Prev Year Cash Bal	FY24 Receipts	FY24 Transfers	FY24 Disbursements	Ending Cash Balance	Warrants Outstanding	Available Balance
LONG TERM CARE OMBUDSMAN	3,784,204.93	147,500.47	2,000,000.00	2,738,612.18	3,193,093.22	-57,673.75	3,135,419.47
USDA WOMEN, INFANTS & CHILDREN	9,770,649.08	251,004,989.73	0.00	249,876,676.32	10,898,962.49	-2,673,798.05	8,225,164.44
FEDERAL STUDENT INCENTIVE TR	71,365.46	2,978,940.74	0.00	2,710,663.32	339,642.88	-339,109.69	533.19
ASSISTED LIVING & SHARED HOUSING REGULATORY	1,172,433.43	2,047,898.28	591,156.05	2,316,605.07	1,494,882.69	-500.00	1,494,382.69
STATE WHISTLEBLOWER REWARD	2,051,785.56	12,541,851.18	-6,285,490.52	8,142,359.87	165,786.35	0.00	165,786.35
STATE POLICE WHISTLEBLOWER REW	8,261,932.23	483,402.07	681.00	3,426,060.24	5,319,955.06	-67,445.63	5,252,509.43
HUNGER RELIEF	780,999.41	26,123.05	165,822.69	434,412.66	538,532.49	-17,957.30	520,575.19
IL STANDARDBRED BREEDERS	3,027,633.70	154,456.20	3,674,789.10	1,976,086.20	4,880,792.80	-9,945.00	4,870,847.80
IL THOROUGHBRED BREEDERS	3,408,550.21	182,295.40	2,395,570.01	2,066,530.83	3,919,884.79	0.00	3,919,884.79
HOMELAND SECURITY EMERGENCY PREPAREDNESS TRU	796,207.71	99,558,078.73	-105.00	97,590,035.84	2,764,145.60	-2,328,290.98	435,854.62
STATE LOTTERY	80,938,421.09	1,860,024,873.45	-881,225,743.36	738,702,803.35	321,034,747.83	-504,264.93	320,530,482.90
SPINAL CORD INJURY PARALYSIS CURE RESEARCH TRUST	612,148.69	81,410.61	0.00	0.00	693,559.30	0.00	693,559.30
ORGAN DONOR AWARENESS	57,715.00	99,427.00	0.00	127,637.00	29,505.00	0.00	29,505.00
STATE METRO-EAST PARK AND RECREATION DISTRICT FU	1,631,734.61	6,838,487.01	0.00	6,746,699.45	1,723,522.17	0.00	1,723,522.17
COMMUNITY MENTAL HEALTH MEDICA	13,246,816.49	39,595,978.47	-14,084.00	44,614,276.65	8,214,434.31	-305,583.00	7,908,851.31
MUNICIPAL TELECOMMUNICATIONS	22,644,280.69	112,847,125.45	0.00	114,406,925.20	21,084,480.94	-38,608.74	21,045,872.20
MEDICAL INTERAGENCY PROGRAM	4,158.94	5,735,522.34	0.00	5,736,925.26	2,756.02	0.00	2,756.02
NATIONAL GUARD AND NAVAL MILITIA GRANT	0.00	0.00	0.00	0.00	0.00	0.00	0.00
COMPTROLLER DEBT RECOVERY TRUST	25,099,419.88	21,867,464.16	848,164.33	25,484,903.53	22,330,144.84	-89,474.43	22,240,670.41
STATE POLICE REVOCATION ENFORCEMENT FUND	1,651,254.73	1,534,420.00	0.00	869,763.43	2,315,911.30	-100,008.87	2,215,902.43
DEPT OF LABOR FEDERAL PROJECTS	8,184.44	1,040,777.21	0.00	983,260.14	65,701.51	-275.00	65,426.51
IL MILITARY FAMILY RELIEF	1,553,817.56	28,638.00	0.00	660,000.00	922,455.56	-77,000.00	845,455.56
FEDERAL INDUSTRIAL SERVICES	103,996.76	1,797,756.14	0.00	1,767,607.96	134,144.94	0.00	134,144.94
SERVE ILLINOIS COMMISSION FUND	608,911.78	7,512,011.35	42,882.47	7,823,295.77	340,509.83	-140,184.12	200,325.71
DRUG REBATE FUND	51,538,850.60	1,615,211,912.97	954,851,034.74	2,445,342,045.80	176,259,752.51	-1,067,410.47	175,192,342.04
STATEWIDE 9-8-8 TRUST FUND	0.00	0.00	0.00	0.00	0.00	0.00	0.00
ILLINOIS NATIONAL GUARD STATE ACTIVE DUTY	7,734,734.39	3,054.09	-29,182.00	26,683.80	7,681,922.68	-93.80	7,681,828.88
IL CLEAN WATER FUND	12,643,245.88	16,882,678.12	-68,952.00	19,988,688.62	9,468,283.38	-20,683.77	9,447,599.61
SECRETARY OF STATE DUI ADMINIS	6,643,353.57	2,997,100.00	-11,094.00	3,397,725.74	6,231,633.83	-6,596.90	6,225,036.93
TOBACCO SETTLEMENT RECOVERY	669,035,957.82	520,044,927.63	-29,717.00	933,809,647.34	255,241,521.11	-228,546.96	255,012,974.15
ILLINOIS OPIOID REMEDIATION STATE TRUST FUND	85,117,862.18	108,358,042.61	0.00	7,441,561.12	186,034,343.67	0.00	186,034,343.67
BHE STATE PROJECTS	361,259.52	5,358,649.13	0.00	5,351,149.13	368,759.52	0.00	368,759.52
ENERGY ADMINISTRATION	317,810.69	34,218,482.84	-702,910.86	33,421,246.41	412,136.26	-30,305.62	381,830.64
ALTERNATIVE COMPLIANCE MARKET	103,581.90	4,806.14	0.00	0.00	108,388.04	0.00	108,388.04
GROUP WORKERS' COMP POOL INSOL	207,217.47	127,498.44	0.00	0.00	334,715.91	0.00	334,715.91
MEDICAID BUY IN PROGRAM REVOLV	975,972.70	307,663.25	0.00	543,936.69	739,699.26	0.00	739,699.26
STATE POLICE TRAINING AND ACADEMY	6,898,149.89	2,866,376.17	1,588,350.01	1,949,226.46	9,403,649.61	-81,566.39	9,322,083.22
LAW ENFORCEMENT TRAINING	55,984,739.97	25,728,111.09	14,295,150.12	18,092,944.21	77,915,056.97	-558,404.44	77,356,652.53
IL ANIMAL ABUSE	7,765.80	0.00	0.00	0.00	7,765.80	0.00	7,765.80
STATE'S ATTY APPEL PROSEC CO	2,545,779.12	1,673,666.60	-2,428.63	1,904,727.54	2,312,289.55	-5,618.75	2,306,670.80
POLICE TRAINING ACADEMY JOB TRAINING AND SCHOLARSHIP FUND	0.00	0.00	0.00	0.00	0.00	0.00	0.00
PRIVATE BUSINESS & VOCATIONAL SCHOOLS QUALITY AS	993,850.77	365,440.00	0.00	284,487.90	1,074,802.87	0.00	1,074,802.87
THRIVING YOUTH INCOME TAX CHECKOFF FUND	65,211.72	0.00	0.00	0.00	65,211.72	0.00	65,211.72
GOLDEN APPLE SCHOLARS OF ILLINOIS	16,264.47	42,622.00	0.00	16,246.47	42,640.00	0.00	42,640.00
STATE EMPLOYEES DEF COMP PLAN	3,371,203.92	288,258,360.30	-44,316.00	288,882,975.29	2,702,272.93	-196,327.80	2,505,945.13
CHILD SUPPORT ADMINISTRATIVE	20,195,093.39	198,494,866.14	-593,143.99	168,712,793.05	49,384,022.49	-3,784,409.39	45,599,613.10
SECRETARY OF STATE POLICE DUI	16,054.31	3,684.79	0.00	0.00	19,739.10	0.00	19,739.10
SECRETARY OF STATE POLICE SERV	638,246.43	549,994.81	-717.00	484,928.01	702,596.23	-13,343.45	689,252.78

FUND	Prev Year Cash Bal	FY24 Receipts	FY24 Transfers	FY24 Disbursements	Ending Cash Balance	Warrants Outstanding	Available Balance
MARINE CORPS SCHOLARSHIP	40,165.00	138,774.00	0.00	139,474.00	39,465.00	0.00	39,465.00
LOCAL INITIATIVE	8,979,597.43	113,391.01	19,251,919.00	18,194,166.51	10,150,740.93	-96,513.17	10,054,227.76
TOURISM PROMOTION	95,387,738.29	46,239,614.90	33,890,772.06	69,363,693.10	106,154,432.15	-294,141.52	105,860,290.63
PET POPULATION CONTROL	147,294.57	160,800.00	0.00	261,139.19	46,955.38	0.00	46,955.38
FEDERAL SURFACE MINING CONTROL	1,162,481.42	3,821,904.83	0.00	3,227,585.45	1,756,800.80	0.00	1,756,800.80
BHE DATA AND RESEARCH COST RECOVERY FUND	0.00	0.00	0.00	0.00	0.00	0.00	0.00
COMMEMORATIVE MEDALLIONS FUND	8,736.79	845.00	0.00	9.59	9,572.20	0.00	9,572.20
IL MATH & SCIENCE ACAD INCOME	4,138,630.54	479,758.97	-22,058.64	1,122,153.15	3,474,177.72	-8,643.30	3,465,534.42
DIGITAL DIVIDE ELIMINATION	190,207.22	2,417.38	-400.00	60,842.49	131,382.11	0.00	131,382.11
CAREER AND TECHNICAL EDUCATION	155,108.93	247,828.01	20,942,936.52	20,946,700.47	399,172.99	0.00	399,172.99
ISAC LOAN PURCH PROG PAYROLL	2,990.87	434,000.00	0.00	432,279.75	4,711.12	0.00	4,711.12
OIL SPILL RESPONSE	273,886.51	134,399.39	0.00	193,353.11	214,932.79	0.00	214,932.79
VETERANS AFFAIRS LIBRARY GRANT	30,082.11	50,000.00	0.00	59,541.52	20,540.59	-881.40	19,659.19
PRES LIBR & MUSEUM OPERATING	2,512,473.99	2,251,313.22	0.00	1,563,374.19	3,200,413.02	-26,077.37	3,174,335.65
DEPARTMENT OF HUMAN RIGHTS TRAINING & DEVELOPM	86,609.17	3,150.00	0.00	7,790.20	81,968.97	0.00	81,968.97
STATE PARKING FACILITY MAINT	941,857.09	210,236.50	0.00	155,183.42	996,910.17	-220,968.20	775,941.97
QUARTER HORSE PURSE	40,500.00	100,000.00	0.00	100,000.00	40,500.00	0.00	40,500.00
GENERAL ASSEMBLY RETIRE EXCESS	17,428.10	30,815.13	0.00	25,636.68	22,606.55	0.00	22,606.55
JUDGES RETIRE EXCESS BENEFIT	407,334.96	1,517,961.20	-615.00	1,301,668.38	623,012.78	0.00	623,012.78
STATE EMPLOYEE EXCESS BENEFIT	355,093.52	395,540.31	0.00	232,146.44	518,487.39	-153.76	518,333.63
TEACHER RETIRE SYS EX BENEFIT	20,185,864.22	65,121,047.23	-2,354.00	52,199,731.04	33,104,826.41	-3,105,448.93	29,999,377.48
PRIVATE SEWAGE DISPOSAL PROGRAM	202,575.53	206,296.63	0.00	224,407.17	184,464.99	0.00	184,464.99
OFF-HOURS CHILD CARE PROGRAM FUND	2,000,000.00	90,868.84	0.00	0.00	2,090,868.84	0.00	2,090,868.84
CEMETERY OVERSIGHT LICENSING & DISCIPLINARY	7,285,284.85	1,805,680.50	-740,516.45	1,154,562.56	7,195,886.34	-90.00	7,195,796.34
HEALTHCARE PROVIDER RELIEF	64,102,628.82	15,014,145,273.69	364,661,447.90	14,354,402,828.54	1,088,506,521.87	-62,899,252.01	1,025,607,269.86
METRO-EAST PUB TRANSPORTATION	0.00	0.00	0.00	0.00	0.00	0.00	0.00
BANK & TRUST COMPANY	40,932,007.59	22,542,257.32	-4,479,235.93	17,530,592.51	41,464,436.47	-21,865.71	41,442,570.76
NUC SAFETY EMERG PREPAREDNESS	20,222,830.06	27,363,804.48	-26,117.00	18,251,855.19	29,308,662.35	-273,370.19	29,035,292.16
DEPARTMENT OF HUMAN RIGHTS SPECIAL FUND	354,930.88	123,975.00	0.00	89,632.65	389,273.23	-330.59	388,942.64
REHAB SERVS EL & SECOND ED ACT	924,964.48	948,484.15	0.00	1,182,639.89	690,808.74	-7,797.39	683,011.35
ILLINOIS EMS MEMORIAL SCHOLARSHIP & TRAINING	12,516.00	12.00	0.00	0.00	12,528.00	0.00	12,528.00
ATTORNEY GENERAL'S STATE PROJECTS AND COURT ORDERED DISTRIBUTION	41,633,313.03	29,351,674.19	8,789.00	32,200,703.65	38,793,072.57	-193,284.87	38,599,787.70
PERSONAL PROPERTY TAX REPLACE	760,590,109.59	2,977,578,404.57	102,370,101.58	3,326,684,162.90	513,854,452.84	-3,850,704.81	510,003,748.03
INTERNATIONAL BROTHERHOOD OF TEAMSTERS	10,425.00	9,700.00	0.00	8,000.00	12,125.00	0.00	12,125.00
PRE-NEED FUNERAL CONSUMER PROTECTION	195,907.79	103,875.00	0.00	14,600.00	285,182.79	0.00	285,182.79
CORN COMMODITY TRUST FUND	25.04	0.62	0.00	0.00	25.66	0.00	25.66
MEDICAL SPECIAL PURPOSE TRUST	1,115,585.91	60,074,861.60	-786.00	71,515.28	61,118,146.23	0.00	61,118,146.23
RTA SALES TAX	275,839,329.16	1,656,318,074.09	191,269,219.72	1,845,134,769.06	278,291,853.91	-22,594,978.99	255,696,874.92
METROPOLITAN PIER & EXPOSITION AUTHORITY INCENTIV	15,040,852.52	0.00	0.00	11,555,813.61	3,485,038.91	0.00	3,485,038.91
MONEY LAUNDERING ASSET RECOVERY	2,287,467.93	1,157,833.09	0.00	313,839.87	3,131,461.15	-150.00	3,131,311.15
STATE POLICE OPERATIONS ASSISTANCE	16,525,687.96	20,465,614.63	311.49	10,901,929.62	26,089,684.46	-19,736.62	26,069,947.84
VW SETTLEMENT ENVIRONMENTAL MITIGATION FUND	0.00	0.00	0.00	0.00	0.00	0.00	0.00
EPA ENERGY PROJECTS FUND	26,575.31	0.00	0.00	0.00	26,575.31	0.00	26,575.31
DRAM SHOP	19,678,715.91	10,268,971.50	-210,100.00	9,434,281.47	20,303,305.94	-38,605.79	20,264,700.15
IL STATE DENTAL DISCIPLINARY	5,793,215.20	2,212,029.55	-503,074.67	757,894.40	6,744,275.68	-478.40	6,743,797.28
STATE PENSION OBLIGATION ACCELERATION BOND FUND	206,718,958.11	319,024,351.51	0.00	287,513,750.34	238,229,559.28	0.00	238,229,559.28
AGRICULTURE FEDERAL PROJECTS	2,506,480.03	8,466,018.05	0.00	6,718,083.21	4,254,414.87	-260,674.86	3,993,740.01
HAZARDOUS WASTE	11,654,737.10	4,598,939.24	1,999,165.00	6,712,100.21	11,540,741.13	-2,987.43	11,537,753.70

FUND	Prev Year Cash Bal	FY24 Receipts	FY24 Transfers	FY24 Disbursements	Ending Cash Balance	Warrants Outstanding	Available Balance
DEPT ON AGING STATE PROJECTS	223,002.32	0.00	0.00	0.00	223,002.32	0.00	223,002.32
NATURAL RESOURCES RESTORATION	3,306,080.62	220,757.86	-262,170.04	239,754.20	3,024,914.24	-8,930.00	3,015,984.24
CEMETERY RELIEF	412,950.98	35,845.90	740,516.45	0.00	1,189,313.33	0.00	1,189,313.33
INDUSTRIAL BIOTECHNOLOGY HUMAN CAPITAL FUND	0.00	0.00	0.00	0.00	0.00	0.00	0.00
STATE FAIR PROMO ACTIVITIES	341.05	0.00	0.00	0.00	341.05	0.00	341.05
IL POWER AGENCY RENEWABLE ENERGY RESOURCES	122,730,156.87	305,348.88	0.00	22,140,928.52	100,894,577.23	-9,398.00	100,885,179.23
PUBLIC HEALTH FEDERAL PROJECTS	1,297,806.86	914,855.00	0.00	0.00	2,212,661.86	0.00	2,212,661.86
HIGH-SPEED RAIL ROLLING STOCK FUND	0.00	0.00	0.00	0.00	0.00	0.00	0.00
HAZARDOUS WASTE RESEARCH	643,054.70	276,640.96	0.00	479,928.50	439,767.16	0.00	439,767.16
METRO EAST MASS TRANS DIST TAX	10,137,688.62	43,993,579.57	0.00	43,388,609.43	10,742,658.76	0.00	10,742,658.76
LOCAL GOVERNMENT VIDEO GAMING DISTRIBUTIVE	12,739,128.99	146,242,941.14	0.00	145,150,173.42	13,831,896.71	-896,471.80	12,935,424.91
CONTINUING LEGAL EDUC TRUST	637.26	3,127.97	0.00	1,750.38	2,014.85	-1,875.00	139.85
ENVIRONMENTAL PROTECTION TRUST	4,512,155.83	2,374,418.54	-1,591.00	2,160,000.00	4,724,983.37	0.00	4,724,983.37
SETTLEMENT FUND - ILLINOIS CHAMBER OF COMMERCE V	3,347,112.11	0.00	-90,058.00	775,950.00	2,481,104.11	0.00	2,481,104.11
REAL ESTATE RESEARCH & EDUC	1,077,887.22	50,200.05	111,504.66	135,273.39	1,104,318.54	0.00	1,104,318.54
REAL ESTATE LICENSE ADMIN	3,468,387.94	12,312,497.43	-1,506,118.24	4,767,005.48	9,507,761.65	-2,957.25	9,504,804.40
FEDERAL MASS TRANSIT TRUST	466,749.91	26,363,428.24	10,000,000.00	26,574,478.51	10,255,699.64	-255,983.52	9,999,716.12
SHARE THE ROAD	9,748.00	31,928.00	0.00	32,551.00	9,125.00	0.00	9,125.00
NATIONAL FLOOD INSURANCE PROG	132,271.54	481,617.60	0.00	112,286.47	501,602.67	0.00	501,602.67
LAND RECLAMATION	3,331,596.57	0.00	0.00	3,000.00	3,328,596.57	0.00	3,328,596.57
FEDERAL ENERGY	43,780.88	16,269,926.38	0.00	1,808,043.54	14,505,663.72	-14,483,969.10	21,694.62
TENN VALLEY AUTH LOCAL TRUST	0.00	251,305.18	0.00	233,391.11	17,914.07	-17,914.07	0.00
INDUSTRIAL HEMP REGULATORY FUND	1,574,549.37	97,875.00	0.00	180,698.41	1,491,725.96	0.00	1,491,725.96
CYCLE RIDER SAFETY TRAINING	11,854,485.52	4,028,258.58	-18,300.00	2,017,990.81	13,846,453.29	-284,147.77	13,562,305.52
DOMESTIC VIOLENCE SHELTER&SERV	233,940.00	356,020.47	0.00	336,565.13	253,395.34	-148,004.61	105,390.73
SNOWMOBILE TRAIL ESTABLISHMENT	581,910.13	105,277.50	0.00	86,753.30	600,434.33	0.00	600,434.33
FRATERNAL ORDER OF POLICE	4,369.00	14,852.00	0.00	14,688.00	4,533.00	0.00	4,533.00
MUNICIPAL AUTO RENTING TAX	2,426,649.37	9,110,558.09	0.00	8,993,298.54	2,543,908.92	0.00	2,543,908.92
COUNTY AUTOMOBILE RENTING TAX	65,608.42	228,830.91	0.00	225,835.14	68,604.19	0.00	68,604.19
LOW INC HOME ENERGY BLOCK GRNT	293,337.89	207,676,471.37	-2,463,976.04	204,900,122.94	605,710.28	-28,032.61	577,677.67
COMMUNITY SERVICES BLOCK GRANT	12,945,012.85	46,586,140.68	-949,380.16	58,423,299.59	158,473.78	-1,333.78	157,140.00
MATERNAL & CHILD HLTH SERV BLK	1,393,235.17	20,716,240.52	0.00	20,773,716.37	1,335,759.32	-10,464.21	1,325,295.11
PREVENTIVE HEALTH&HLTH SERV BL	1,810,800.94	3,477,949.94	-138,408.19	3,467,016.24	1,683,326.45	-417.93	1,682,908.52
COM DEV/SMALL CITY BLK GRANT	5,616,101.34	15,507,492.60	-403,858.29	16,979,050.86	3,740,684.79	-292,582.60	3,448,102.19
COMMUNITY MH SERVS BLOCK GRNT	2,245,053.07	42,499,635.64	0.00	43,597,623.60	1,147,065.11	-29,064.62	1,118,000.49
DRUG TRAFFIC PREVENTION	124,060.59	111,011.11	0.00	120,953.01	114,118.69	0.00	114,118.69
TRAFFIC & CRIM CONVICTION SUR	15,974,640.15	8,388,206.19	0.00	17,652,023.86	6,710,822.48	-133,606.62	6,577,215.86
SHEFFIELD 2/1982 AGREED ORDER	2,751,598.04	126,257.69	0.00	53,805.00	2,824,050.73	-1,520.00	2,822,530.73
INTRA-AGENCY SERVICES	1,228,660.67	2,184,796.28	10,259,316.05	11,446,545.57	2,226,227.43	-964.88	2,225,262.55
DNR SPECIAL PROJECTS	42,318,015.82	703,520.98	0.00	1,408,022.56	41,613,514.24	-398,974.66	41,214,539.58
WAGE THEFT ENFORCEMENT	469,279.34	102,142.44	0.00	0.00	571,421.78	0.00	571,421.78
STATE POLICE LAW ENFORCEMENT ADMINISTRATION FUN	14,132,662.58	9,595,266.20	-15,305.00	3,283,891.13	20,428,732.65	-113,675.10	20,315,057.55
DESIGN PROFESSIONALS ADMINISTRATION & INVESTIGATI	2,503,546.63	1,802,729.65	-535,323.21	723,585.31	3,047,367.76	-530.34	3,046,837.42
HOMELESSNESS PREVENTION REVENUE FUND	2,843,170.60	1,122,683.00	258,999.06	620,766.98	3,604,085.68	0.00	3,604,085.68
SECRETARY OF STATE INTERNTL RE	152,070.35	129,291,434.03	0.00	129,293,504.38	150,000.00	0.00	150,000.00
FORECLOSURE PREVENTION PROGRAM	242,202.76	97.00	0.00	0.00	242,299.76	0.00	242,299.76
ABANDONED RESIDENTIAL PROPERTY MUNICIPALITY RELI	1,793,062.49	22,662.54	0.00	0.00	1,815,725.03	0.00	1,815,725.03
DNR FEDERAL PROJECTS	575,224.52	14,054,209.53	16,705.48	13,298,457.52	1,347,682.01	-395,934.78	951,747.23

FUND	Prev Year Cash Bal	FY24 Receipts	FY24 Transfers	FY24 Disbursements	Ending Cash Balance	Warrants Outstanding	Available Balance
PUBLIC HEALTH SPEC STATE PROJ	28,524,340.25	10,688,513.65	-56,157.04	7,067,764.79	32,075,935.35	-145,433.57	31,930,501.78
CANNABIS BUSINESS DEVELOPMENT FUND	24,357,424.74	3,363,291.67	40,000,000.00	5,224,335.43	62,496,380.98	-125,000.00	62,371,380.98
ST. JUDE CHILDREN'S RESEARCH	16.19	0.00	0.00	0.00	16.19	0.00	16.19
STATE CONSTRUCTION ACCOUNT	1,684,612,162.84	614,201,468.82	923,928,304.62	1,258,856,682.16	1,963,885,254.12	-3,169,187.69	1,960,716,066.43
IL STATE POLICE FEDERAL PROJ	363,052.21	6,282,085.41	2,020,479.67	7,158,843.77	1,506,773.52	-92,576.42	1,414,197.10
IL FORESTRY DEVELOPMENT	3,690,780.92	3,735,027.99	0.00	6,848,133.94	577,674.97	-2,082.19	575,592.78
STATE POLICE SERVICES	23,808,708.10	36,660,067.88	-2,220,988.02	26,624,724.85	31,623,063.11	-99,665.96	31,523,397.15
HEALTH INSURANCE RESERVE	50,406,583.47	3,257,048,677.28	-50,000,000.00	3,216,238,003.14	41,217,257.61	-16,308,786.36	24,908,471.25
CANNABIS EXPUNGEMENT FUND	2,370,789.24	0.00	2,815,733.00	2,310,332.99	2,876,189.25	-5,890.88	2,870,298.37
IL WILDLIFE PRESERVATION	3,247,449.43	300,692.51	248,486.57	1,071,230.05	2,725,398.46	0.00	2,725,398.46
YOUTH DRUG ABUSE PREVENTION	567,323.29	195,616.65	0.00	0.00	762,939.94	0.00	762,939.94
JUVENILE JUSTICE TRUST	785,493.05	1,069,439.00	0.00	1,064,630.40	790,301.65	-49,613.51	740,688.14
CANNABIS REGULATION FUND	23,110,121.21	280,821,794.08	-256,314,994.26	23,490,663.28	24,126,257.75	-65,342.97	24,060,914.78
FEDERAL WORKFORCE TRAINING	8,990,179.05	161,096,885.40	-5,318,166.58	159,056,807.84	5,712,090.03	-917,788.23	4,794,301.80
DUCKS UNLIMITED	18,600.00	23,025.00	0.00	25,000.00	16,625.00	0.00	16,625.00
LOCAL CANNABIS CONSUMER EXCISE TAX TRUST FUND	14,709,856.50	75,587,192.96	0.00	74,936,978.28	15,360,071.18	0.00	15,360,071.18
METABOLIC SCREENING & TREATMNT	20,946,389.05	17,638,699.96	-87,849.00	21,053,279.81	17,443,960.20	-114,152.89	17,329,807.31
DHS RECOVERIES TRUST	3,877,430.30	6,632,284.97	-10,291.00	7,768,996.00	2,730,428.27	-139,380.09	2,591,048.18
INSURANCE PRODUCER ADMIN	159,861,717.38	57,437,451.10	-25,927,108.13	30,896,279.98	160,475,780.37	-12,100.48	160,463,679.89
LAW ENF OFF TRNG BD FED PROJ	0.81	0.00	0.00	0.00	0.81	0.00	0.81
LIEUTENANT GOVERNOR'S GRANT	0.00	0.00	0.00	0.00	0.00	0.00	0.00
COAL TECHNOLOGY DEV ASSIST	10,336,808.16	5,439,942.59	3,017,262.03	9,350,597.62	9,443,415.16	-1,164.00	9,442,251.16
GOVERNOR'S ADMINISTRATIVE FUND	388,607.06	0.00	496,268.00	471,061.47	413,813.59	-16,516.91	397,296.68
IL NATNL GUARD ARMORY CONSTR	40,552,130.71	31,159,819.10	0.00	13,606,216.24	58,105,733.57	0.00	58,105,733.57
STATE AVIATION PROGRAM FUND	34,921,670.49	21,762,848.09	0.00	15,162,801.82	41,521,716.76	0.00	41,521,716.76
VIOLENT CRIME VICTIMS ASSIST	4,729,479.50	4,743,374.99	-123,766.00	3,151,078.59	6,198,009.90	-22,500.00	6,175,509.90
SENIOR CITIZEN REAL EST DEF TA	28,724,133.55	4,259,918.77	0.00	3,301,058.56	29,682,993.76	0.00	29,682,993.76
J.J. WOLF MEMORIAL INVESTIGAT	83,787.88	0.00	0.00	0.00	83,787.88	0.00	83,787.88
STATE TREASURER CRT ORDER ESCR	626,648.27	29,097.10	0.00	0.00	655,745.37	0.00	655,745.37
CONVENTION CENTER SUPPORT	5,112,825.83	1,296,178.10	4,998,588.00	11,002,815.66	404,776.27	0.00	404,776.27
CHILD ABUSE PREVENTION	25,381.64	4,226.01	0.00	0.00	29,607.65	0.00	29,607.65
SOCIAL SERVS BLOCK GRANT	500,000.00	58,689,574.00	-58,689,574.00	0.00	500,000.00	0.00	500,000.00
RAIL FREIGHT LOAN REPAYMENT	832,701.13	38,666.91	0.00	0.00	871,368.04	0.00	871,368.04
HEARING INSTRUMENT DISPEN EXAM	322,291.31	79,335.53	2,520.00	7,976.53	396,170.31	-21.50	396,148.81
LOCAL GOVERNMENT AVIATION TRUST FUND	2,584,265.76	8,719,398.77	0.00	8,718,454.64	2,585,209.89	0.00	2,585,209.89
SELF-INSURERS SECURITY FUND	19,502,407.61	2,522,523.80	18,508.75	1,663,921.93	20,379,518.23	-7,060.49	20,372,457.74
MPEA GRANTS	338,477.48	3,888,534.30	0.00	3,008,446.94	1,218,564.84	-1,218,564.84	0.00
LOW-LEVEL RADIOACTIVE WASTE FACILITY DEVELOPMEN	1,295,394.10	815,565.63	-1,218.00	449,515.80	1,660,225.93	0.00	1,660,225.93
LOW-LEVEL RADIOACTIVE WASTE FACILITY CLOSURE, PO	2,194.87	122.31	0.00	0.00	2,317.18	0.00	2,317.18
ENVIRO PROTECT PERMIT & INSP	12,120,671.41	10,886,221.34	-53,447.00	15,493,701.92	7,459,743.83	-2,757.27	7,456,986.56
LANDFILL CLOSURE & POST-CLOSE	322,876.04	990,601.79	0.00	0.00	1,313,477.83	0.00	1,313,477.83
AVIATION FUEL SALES TAX REFUND FUND	0.00	0.00	0.00	0.00	0.00	0.00	0.00
GOVERNOR'S GRANT	79,750.23	392,877.11	56,011.22	288,979.98	239,658.58	0.00	239,658.58
SECRETARY OF STATE'S GRANT	192,626.76	6,089.73	0.00	20,912.92	177,803.57	0.00	177,803.57
SOUND-REDUCING WINDOWS AND DOORS REPLACEMENT	15,537,841.81	9,500,000.00	0.00	0.00	25,037,841.81	0.00	25,037,841.81
CIVIC AND TRANSIT INFRASTRUCTURE FUND	0.00	0.00	0.00	0.00	0.00	0.00	0.00
NARCOTICS PROFIT FORFEITURE	2,001,601.72	1,979,829.75	-6,974.00	2,126,904.74	1,847,552.73	-2,797.92	1,844,754.81
TRANSPORTATION RENEWAL	124,695,351.46	1,522,067,110.18	-1,029,234,890.29	484,350,826.85	133,176,744.50	-62,431.20	133,114,313.30

FUND	Prev Year Cash Bal	FY24 Receipts	FY24 Transfers	FY24 Disbursements	Ending Cash Balance	Warrants Outstanding	Available Balance
STATE MIGRATORY WATERFOWL STAM	4,915,359.09	1,126,168.57	0.00	1,397,448.01	4,644,079.65	0.00	4,644,079.65
IL STATE PODIATRIC DISCIPLINE	1,173,326.60	77,702.75	-53,742.70	268,354.67	928,931.98	-500.00	928,431.98
INDUSTRIAL BIOTECHNOLOGY CAPITAL MAINTENANCE FUND	0.00	0.00	0.00	0.00	0.00	0.00	0.00
DUI PREVENTION AND EDUCATION FUND	1,601,751.45	0.00	258,735.82	0.00	1,860,487.27	0.00	1,860,487.27
CHILD SUPPORT ENFORCE TRUST	29,910,644.65	163,138,529.45	0.00	141,465,979.09	51,583,195.01	-7,370,079.59	44,213,115.42
ATTORNEY GENERAL SEX OFFENDER AWARENESS, TRAINING, AND EDUCAT	318,675.32	142,640.17	109.00	0.00	461,424.49	0.00	461,424.49
MULTI-MODAL TRANSPORTATION BOND	319,947,981.60	681,655,328.64	0.00	421,730,898.96	579,872,411.28	0.00	579,872,411.28
BUILD ILLINOIS	0.00	889,937,214.02	-889,937,214.02	0.00	0.00	0.00	0.00
PARK & CONSERVATION	10,917,458.06	29,546,693.07	9,574,600.00	39,329,461.38	10,709,289.75	-119,722.50	10,589,567.25
VEHICLE INSPECTION	16,648,096.33	23,050,436.80	-8,673,427.13	16,968,085.83	14,057,020.17	-1,790.12	14,055,230.05
REGIONAL TRANSPORTATION AUTHORITY CAPITAL IMPROVEMENT	398,461,411.74	0.00	272,444,529.78	189,867,627.04	481,038,314.48	0.00	481,038,314.48
DOWNSTATE MASS TRANSPORTATION CAPITAL IMPROVEMENT	91,003,866.67	0.00	30,271,614.41	3,642,852.78	117,632,628.30	0.00	117,632,628.30
ILLINOIS WORKS FUND	17,127,672.92	0.00	25,000,000.00	8,028,227.76	34,099,445.16	0.00	34,099,445.16
MUNICIPAL MOTOR FUEL TAX FUND	766,115.39	5,286,445.96	0.00	5,047,983.62	1,004,577.73	0.00	1,004,577.73
SPORTS WAGERING FUND	906,068.41	200,310,132.98	-190,016,149.03	11,179,919.85	20,132.51	0.00	20,132.51
LOCAL TOURISM	26,115,354.49	18,768,266.02	-60,500.00	21,178,612.26	23,644,508.25	-25,100.89	23,619,407.36
BUILD ILLINOIS B R & I	53,208,622.97	657,665.46	592,181,051.86	595,263,008.91	50,784,331.38	-34,804,048.31	15,980,283.07
BUILD ILLINOIS BOND	658,569,283.09	672,705,213.61	20,944.50	470,249,777.58	861,045,663.62	-2,652,949.54	858,392,714.08
REBUILD ILLINOIS PROJECTS	357,289,175.43	258,412,500.00	-5,000,000.00	53,135,523.18	557,566,152.25	-4,257,176.96	553,308,975.29
ILLINOIS CAPITAL REVOLVING LOAN FUND	2,177,309.33	101,097.57	0.00	0.00	2,278,406.90	0.00	2,278,406.90
IL EQUITY	2,272,770.26	105,528.84	0.00	0.00	2,378,299.10	0.00	2,378,299.10
LARGE BUSINESS ATTRACTION	200,879,268.43	14,985,066.03	200,000,000.00	125,000,000.00	290,864,334.46	0.00	290,864,334.46
STATE FAIRGROUNDS CAPITAL IMPROVEMENTS AND HARNESS RACING FU	69,944.74	68,910.55	0.00	60,000.00	78,855.29	0.00	78,855.29
ILLINOIS PROPERTY TAX RELIEF FUND	0.00	0.00	0.00	0.00	0.00	0.00	0.00
DEFERRED LOTTERY PRIZE WINNERS	4,607,735.11	26,690,641.76	0.00	26,796,819.10	4,501,557.77	-378,332.17	4,123,225.60
SCOTT'S LAW FUND	292,403.62	75,834.77	0.00	0.00	368,238.39	0.00	368,238.39
MANTENO VETERANS HOME	17,315,058.87	18,126,603.64	23,073.00	3,315,314.41	32,149,421.10	-10,831.78	32,138,589.32
COAL COMBUSTION RESIDUAL SURFACE IMPOUNDMENT FINANCIAL ASSU	0.00	0.00	0.00	0.00	0.00	0.00	0.00
ADELINE JAY GEO-KARIS ILLINOIS BEACH MARINA FUND	1,261,629.14	524,165.88	-210,248.21	135,125.90	1,440,420.91	-3,975.10	1,436,445.81
BHE FEDERAL GRANTS	4,706,606.03	28,810,267.04	115,600.00	32,985,752.25	646,720.82	-18,142.50	628,578.32
INTERNATIONAL & PROMOTIONAL	79,638.22	65,588.00	0.00	19,857.95	125,368.27	0.00	125,368.27
THERESA TRACY TROT-ILLINOIS CANCERCARE FOUNDATION FUND	0.00	0.00	0.00	0.00	0.00	0.00	0.00
SCHOOL STEAM GRANT PROGRAM FUND	56,119.00	41,121.00	0.00	56,119.00	41,121.00	0.00	41,121.00
ATTORNEY GENERAL FEDERAL GRANT	113,674.75	4,222,711.81	0.00	3,985,081.39	351,305.17	-52,706.44	298,598.73
ABORTION CARE CLINICAL TRAINING PROGRAM FUND	0.00	0.00	0.00	0.00	0.00	0.00	0.00
ATTORNEY GENERAL COURT ORDERED SETTLEMENT DISTRIBUTION FUND	2,577,393.79	35,162,257.41	0.00	0.00	37,739,651.20	0.00	37,739,651.20
ABANDONED MINED LANDS RECLAM	1,757,383.32	12,908,763.00	0.00	13,672,573.10	993,573.22	-12,254.36	981,318.86
LOAN LOSS RESERVE FUND	9,723,912.19	10,226.68	0.00	107,405.66	9,626,733.21	0.00	9,626,733.21
PUBLIC INFRASTRUCTURE CONST LN	941,434.17	43,712.45	0.00	0.00	985,146.62	0.00	985,146.62
IL AGRICULTURAL LOAN GUARANTEE	11,087,074.42	514,798.50	0.00	0.00	11,601,872.92	0.00	11,601,872.92
EDUC LABOR REL BD FAIR SHARE	22,932.79	1,066.28	0.00	0.00	23,999.07	0.00	23,999.07

CONTACT US

Springfield - State Capitol

219 State House | Springfield, IL 62706
Phone: (866) 458-7327 | Fax: (217) 785-2777

Downtown Chicago Office

555 West Monroe Street, 14th Floor | Chicago, IL 60661
Phone: (866) 458-7327 | Fax: (312) 814-5930

Springfield - Marine Bank Building

1 East Old State Capitol Plaza | Springfield, IL 62701
Phone: (866) 458-7327 | Fax: (217) 524-3822

Office TTY Line: (866) 877-6013

CONNECT WITH US



@ILTreasurer



@TreasurerMichaelFrerichs

Subscribe and Read the Treasurer's Office's eNewsletter:
<http://bit.ly/IllinoisTreasurer>

